

Board of Education

Mesa County Valley School District 51

Board Special Meeting Minutes

May 25, 2023

Board Special Meeting Minutes

A - Doug Levinson
 B - Kari Sholtes
 C - Andrea Haitz
 D - Will Jones
 E - Angela Lema

Board of Education
Mesa County Valley School District 51
Board Special Meeting: May 25, 2023
Presented: June 20, 2023

	A	B	C	D	E		ACTION
						AGENDA ITEMS	
Present	x	x	x	x	x	BOARD SPECIAL MEETING	5:02 p.m.
Absent						<p>1. 2023-2024 Budget Presentation</p> <ul style="list-style-type: none"> ➤ Mrs. Melanie Trujillo, Chief Financial Officer, reviewed factors of the Colorado School Finance Act and changes made to the Act. She displayed graphics on how the Budget Stabilization Factor has affected the District's budget, over the past 15 years. Information on state funding for universal preschool and special education services for the 2023-24 school year was shared. She explained adjustments to the budget needed to shore up funding for the 2023-24 school year, such as increases in transportation and utility cost. Budget priorities, which align with the Strategic Plan to have prepared and supported students and staff, were reviewed along with estimated costs. The largest increases in the budget were increases in staff wages. The increases are necessary to bring the District more in line with other comparable districts. She reviewed items currently funded through the Elementary and Secondary School Emergency Relief (ESSER) Fund, which will need to be funded out of the general fund following the 2023-24 school year as ESSER Funds are ending. She reported the District's reserves mirror state reserves at 15%. Changes to other fund accounts were shared, such as an increase to Fund 19, due to the passing of Healthy Meals for All Program. The Board will vote on the 2023-24 budget at the June 20 meeting. ➤ Board members questioned and commented on the cost savings reflected in the closure of East Middle School, the current staffing models, and ensuring programs implemented in past years are still viable and beneficial. ➤ Mrs. Jennifer Marsh, Chief Academic Officer, explained how the District was able to use ESSER Funds, over the past three years, to shift the cost of some programs from individual school budgets to the general fund. Shifting the funds allowed the District to ensure the programs and interventions align with current resources and ensure equity across the District. <p>2. Board Open Discussion</p> <ul style="list-style-type: none"> ➤ None at this time <p><u>BUSINESS ITEMS</u></p> <p>3. Call to Order/Roll Call</p> <p>4. Agenda Approval</p> <p>5. Personnel Actions, Administrative New Hires</p>	
Motion					x		
Second					x		
Aye	x	x	x	x	x		
No							
Motion				x			
Second				x			
Aye	x	x	x	x	x		
No							
Motion				x	x		
Second				x	x		
Aye	x	x	x	x	x		
No							

A - Doug Levinson B - Kari Sholtes C - Andrea Haitz D - Will Jones E - Angela Lema						Board of Education Mesa County Valley School District 51 Board Special Meeting: May 25, 2023 Presented: June 20, 2023	
	A	B	C	D	E		
						AGENDA ITEMS	ACTION
Motion Second Aye No				x	x	Adjournment	5:48 p.m.
						<hr/> Bridget Story, Assistant Secretary Board of Education	

Mesa County Valley School District 51

2023-2024 PRESENTED BUDGET



Grand Junction, Colorado
May 25, 2023



2023-2024

PRESENTED BUDGET

OF MESA COUNTY VALLEY SCHOOL

DISTRICT 51

2115 Grand Avenue
Grand Junction, CO 81501

May 25, 2023

Dr. Brian Hill, Superintendent of Schools
Melanie Trujillo, Chief Financial Officer

Table of Contents

Introduction

Strategic Plan	1
Board of Education Goals.....	4
Budget Parameters 2023-24	4
Budget Calendar Fiscal Year 2023-24.....	4

Resolutions

2023-24 Budget Adoption Resolution.....	5
Use of Beginning Fund Balance Resolution.....	6
Borrow Unencumbered Money from Other District Funds Resolution	7

General Funds

General Fund Description	8
Summary Statement General Fund.....	9
Graphs General Fund	10
PERA On-Behalf Fund Description.....	11
Summary Statement PERA On-Behalf Fund.....	12
2017 Mill Levy Override Description.....	13
Summary Statement 2017 Mill Levy Override	14
Graph 2017 Mill Levy Override	15
Preschool Program Fund Description	16
Summary Statement Preschool Program	17
Graphs Preschool Program	18
Independence Academy Charter School Fund Description	19
Summary Statement Independence Academy Charter School.....	20
Juniper Ridge Charter School Fund Description.....	21
Summary Statement Juniper Ridge Charter School	22
Mesa Valley Community School Fund Description	23
Summary Statement Mesa Valley Community School.....	24
Special Revenue Funds	
Nutrition Services Description	25
Summary Statement Nutrition Services.....	26
Graphs Nutrition Services	27
Governmental Designated Purpose Grants Description.....	28
Summary Statement Governmental Designated Purpose Grants	29
Physical Activities Description.....	33
Summary Statement Physical Activities.....	34
Graphs Physical Activities.....	35

Career Center Grant Description	36
Summary Statement Career Center Grant.....	37
Beverage Description	38
Summary Statement Beverage	39
Graphs Beverage	40
Other Local Projects/Grants Description	41
Summary Statement Other Local Projects/Grants	42
Student Body Activities Description.....	43
Summary Statement Student Body Activities	44
Debt Service Fund	
Bond Redemption Description	45
Summary Statement Bond Redemption	46
Graphs Bond Redemption	47
Debt Service Schedule – Combined Schedule All Series	48
Debt Service Schedule – Series 2022	49
Debt Service Schedule – Series 2018	50
Debt Service Schedule – Series 2012	51
Debt Service Schedule – Series 2011	52
Capital Project Funds	
Building Description	53
Summary Statement Building	54
Capital Projects Building Description	55
Summary Statement Capital Projects Building	56
Graphs Capital Projects	57
Capital Projects 2023-24	58
Building Juniper Ridge Community School Description	59
Summary Statement Building Juniper Ridge Community School	60
Internal Service Funds	
Medical Insurance Description.....	61
Summary Statement Medical Insurance.....	62
Graphs Medical Insurance.....	63
Dental Insurance Description.....	64
Summary Statement Dental Insurance	65
Graph Dental Insurance	66
Insurance Description	67
Summary Statement Insurance.....	68
Graphs Insurance	69

STRATEGIC FOCUS AREAS



STUDENT WELLNESS

Objective: Every District 51 student feels a sense of belonging and can access a variety of supports.

ACADEMIC SUCCESS

Objective: District 51 students will demonstrate high levels of academic growth and achievement.

ROBUST AND ALIGNED OPTIONS FOR LEARNING EXPERIENCES

Objective: District 51 students are equipped to pursue career, post-secondary, or military options upon graduation.



PROFESSIONAL LEARNING

Objective: District 51 educators and leaders engage in personalized professional learning aligned to:

- Academic Standard mastery.
- Supporting the social and emotional needs of students.
- Responding to the needs of all groups of students.

DIVERSE AND GROWING PIPELINES

Objective: District 51 will grow a diverse and healthy pipeline of qualified leaders and educators that will support the strategic goals of the district.

STAFF WELLNESS

Objective: District 51 staff receive the mental health support they need to engage with students and families as healthy leaders.



EFFECTIVE COMMUNITY PARTNERSHIPS TO ADVANCE STRATEGIC GOALS

Objective: District 51 will identify and communicate strategic partnership with organizations and institutions in the community to support the advancement of the district's strategic goals and initiatives.

TRANSPARENT AND EFFECTIVE RESOURCE ALLOCATION

Objective: District 51 leadership will allocate resources through a lens of fiscal responsibility and in alignment with the district strategic goals.

COMMUNICATION AND CONNECTION WITH FAMILIES

Objective: District 51 will develop communication strategies to ensure opportunities for students and families are clear and available in multiple languages to meet the needs of everyone in the community.

D[★]51

Graduates Are:

CREATIVE PROBLEM SOLVERS

D51 students demonstrate:

- Creativity and Innovation
- Resilience
- Critical Thinking

ENGAGE

CULTURALLY CONNECTED

D51 students demonstrate:

- Teamwork
- Global & Cultural Awareness
- Skilled Communication

EQUIP

READY FOR CAREER AND LIFE

D51 students demonstrate:

- Academic Proficiency
- Self-Direction
- Self-Awareness
- Self-Advocacy
- Career Awareness

EMPOWER

ENGAGE: CREATIVE PROBLEM SOLVERS

D51 students put original ideas and thoughts into the work that they do and do not let problems stop them from making progress.

D51 students have mastered creative problem solving when they can demonstrate:

CREATIVITY AND INNOVATION:

- Demonstrate curiosity, imagination, and eagerness to learn more.
- Build on personal experience to specify a challenging problem to investigate.
- Engage in novel approaches, moves, directions, ideas and/or consider multiple perspectives.
- Synthesize ideas in original and surprising ways.

RESILIENCE:

- Set and focus on learning goals by employing motivation and familiar strategies for engagement and evaluate progress, making necessary changes to stay the course.
- Set learning goals, stay motivated and engaged in pursuing those goals, evaluate progress towards those goals, and make changes to their approach as necessary.
- Work effectively in a climate of ambiguity and changing priorities.

CRITICAL THINKING:

- Recognize that problems can be identified and possible solutions can be generated; define the problem at hand using a variety of strategies.
- Make connections between information gathered and personal experiences to test and/or apply solutions.
- Interpret information and draw conclusions based upon information gathered to formulate a new problem.

EQUIP: CULTURALLY AWARE

D51 students are aware of, understand, and are open to cultural differences, exchange their thoughts and ideas effectively, and work to make everyone feel equal, safe, and appreciated.

D51 students have mastered cultural awareness when they can demonstrate:

TEAMWORK:

- Recognize how members of a community rely on each other and value personal contributions.
- Follow a process to generate ideas, negotiate roles and responsibilities, and respect consensus when making decisions.
- Use interpersonal skills to learn and work with individuals from diverse backgrounds and perspectives.

GLOBAL AND CULTURAL AWARENESS:

- Apply knowledge and skills, independently or with others, to implement sophisticated, appropriate, and workable solutions that address complex global and local problems.

SKILLED COMMUNICATION:

- Communicate clearly, listen actively, and work collaboratively and cooperatively with a diverse set of people to problem solve and negotiate conflict constructively.
- Navigate settings with differing social and cultural demands and opportunities, provide leadership, and seek or offer help when needed.

EMPOWER: READY FOR CAREER AND LIFE

D51 students understand their potential, career options, and the skills needed to achieve their goals.

D51 students have mastered career and life readiness when they can demonstrate:

ACADEMIC PROFICIENCY:

- Graduates can demonstrate mastery of core academic content according to graduation guidelines.

SELF-DIRECTION:

- Demonstrate curiosity and open-mindedness.
- Learn how to make a reasoned judgment after analyzing information, data, and facts.
- Identify solutions for personal and social problems.
- Anticipate and evaluate the consequences of their actions.
- Recognize how critical thinking skills are useful both inside and outside of school.
- Reflect on their role to promote personal, family, and community well-being.

SELF-AWARENESS:

- Assess personal strengths and limitations with a well-grounded sense of confidence, optimism and a growth mindset.
- Understand their emotions, thoughts, and values and how they influence behavior in many different contexts.

SELF-ADVOCACY:

- Appropriately and confidently express a range of emotions and communicate clearly about their ideas and needs.
- Have a clear sense for their goals, abilities, and needs and how to make informed decisions based upon them in a variety of contexts.
- Pursue goals and opportunities responsibly.

CAREER AWARENESS:

- Engage in exploration initiated by personal interests in careers and other life pursuits.
- Demonstrate knowledge, understanding, and awareness of how their dreams and interests translate into career fulfillment and career pathways available in local, regional, national and global arenas.



Board of Education Goals

Board Purpose

- Providing effective governance, representative of community, to support continuous success for all students

Board Essential Roles

- Guide the district through the superintendent
- Engage constituents
- Ensure alignment of resources and structure
- Measure effectiveness
- Model excellence

Board Core, Driving Values

- Continuous student success
- Respect for all
- Student centered
- Integrity
- Engaged communication
- Continuous improvement
- Fiscal responsibility
- Accountability
- Strategically proactive

Board Goals

- Increase student growth and achievement in Literacy, Math, Science and Social Studies by focusing on curriculum, instruction and assessment.

- Promote shared responsibility for student learning through students, schools, families, and community members working together.
- Ensure effective educators and high quality leaders throughout the District.
- Improve organizational efficiency and effectiveness through increased accountability and communication
- Promote public awareness and community support for public education.

Budget Parameters 2023-2024

1. Prioritize spending with a focus on strategic goals and priorities.
2. Maintain a minimum of 10% of expenditures as reserves in the general fund balance.
3. Maintain Tabor requirement of 3% in the capital reserve fund.
4. Develop a multi-year maintenance spending plan aligned to the master plan.

Budget Calendar Fiscal Year 2023-2024

April - May	Department budget review/requests
May 25	Presentation of proposed budget to the Board of Education (deadline May 31)
May 27	Public notice published
June 6	Budget hearing – public opportunity to address budget
June 20	Budget hearing – public opportunity to address budget Adoption of budget at business Board meeting (deadline June 30)
January 16	Re-Adopt budget (deadline January 31)

Mesa County Valley School District 51
2023-2024 Budget Adoption

Board of Education Resolution 22/23:

Presented: May 25, 2023

WHEREAS, the Board of Education has published June 20, 2023, as the date of adoption for the 2023-2024 budgets for Mesa County Valley School District 51; and

WHEREAS, the Board may re-adopt the budgets at any regular or special meeting on or before January 31, 2024;

NOW, THEREFORE, BE IT RESOLVED, that the Board of Education of Mesa County Valley School District 51 does hereby adopt the budgets and reserve all ending balances, as presented, and authorize the following fund amounts to be appropriated as specified in the adopted budgets for the fiscal year beginning July 1, 2023 and ending June 30, 2024.

FUND	REVENUE	BEGINNING BUDGETARY BALANCE	TOTAL APPROPRIATION
Governmental Funds			
General Fund (10)	\$238,511,439	\$35,665,648	\$274,177,087
PERA On-Behalf (12)	\$5,500,000	\$0	\$5,500,000
2017 Mill Levy Override (17)	\$7,725,818	\$4,183,662	\$11,909,480
Preschool Program (19)	\$5,078,358	\$408,031	\$5,486,389
Independence Academy Charter School (11)	\$6,174,748	\$6,354,578	\$12,529,326
Juniper Ridge Charter School (11)	\$4,929,587	\$1,198,678	\$6,128,265
Mesa Valley Community School (11)	\$3,150,954	\$555,267	\$3,706,221
Special Revenue Funds			
Nutrition Services (21)	\$11,306,436	\$2,060,919	\$13,367,355
Physical Activities (23)	\$1,136,000	\$159,882	\$1,295,882
Beverage (27)	\$77,468	\$332,160	\$409,628
Governmental Designated Purpose Grants (22 & Sub-funds 70-99)	\$52,404,910	\$0	\$52,404,910
Student Body Activities (29)	\$6,000,000	\$3,262,869	\$9,262,869
Debt Service Fund			
Bond Redemption (31)	\$23,184,571	\$23,328,520	\$46,513,091
Capital Project Fund			
Building Fund (41)	\$4,000,000	\$83,679,635	\$87,679,635
Capital Projects Fund (43)	\$6,616,912	\$15,467,064	\$22,083,976
Internal Service Fund			
Medical Insurance (62)	\$24,297,932	\$5,235,438	\$29,533,370
Dental Insurance (63)	\$1,360,024	\$426,097	\$1,786,121
Insurance (64)	\$3,247,000	\$5,082,288	\$8,329,288

Mesa County Valley School District 51
Use of Beginning Fund Balance

Board of Education Resolution 22/23:

Presented: May 25, 2023

WHEREAS, Senate Bill 03-149 created a new subsection in C.R.S. 22-44-105 1B (1.5) (a) that states:

"A budget adopted pursuant to this article shall not provide for expenditures, interfund transfers, or reserves, in excess of available revenues and beginning fund balances. If the budget includes the use of a beginning fund balance, the school district board of education shall adopt a resolution specifically authorizing the use of a portion of the beginning fund balance in the school district's budget. The resolution, at a minimum shall specify the amount of the beginning fund balance to be spent under the school district budget, state the purpose for which the expenditure is needed, and state the school district's plan to ensure that the use of the beginning fund balance will not lead to an ongoing deficit."
and

WHEREAS, the Board of Education has set June 20, 2023, as the date of adoption for the 2023-2024 budgets for Mesa County Valley School District 51; and

WHEREAS, the Board may re-adopt the budgets at any regular or special meeting on or before, January 31, 2024;

NOW THEREFORE, BE IT RESOLVED, that the Board of Education of Mesa County Valley School District 51 does hereby approve the usage of the beginning fund balances as specified in the plan below for the fiscal year beginning July 1, 2023 and ending on June 30, 2024.

FUND	AMOUNT OF BEGINNING FUND BALANCE TO BE SPENT	PURPOSE FOR EXPENDITURE	PLAN
Beverage	\$14,182	Additional programs	Utilization of available funds
Building	\$47,288,365	Completion of GJHS project	Utilization of bond proceeds
Capital Projects	\$1,695,147	Completion of projects/Leases	Monitor and make adjustments
Insurance	\$798,959	Security and insurance premium/claim costs	Monitor and make adjustments

Mesa County Valley School District 51
Borrow Unencumbered Money from Other District Funds

Board of Education Resolution 22/23:

Presented: May 25, 2023

WHEREAS, C.R.S.22-44-113 authorizes the borrowing of unencumbered monies from any one fund, except the Bond Redemption Fund; and

WHEREAS, in order to meet ongoing obligations of an current fund it may be necessary to borrow up to \$10,000,000, and

WHEREAS, estimated unencumbered monies not to exceed \$10,000,000 may exist in any of the district funds, except the Bond Redemption Fund, during FY 2023-24

NOW THEREFORE, BE IT RESOLVED, that the Board authorizes the borrowing of up to \$10,000,000 from unencumbered monies from any district fund except Bond Redemption Fund, for the benefit of any other fund effective July 1, 2023, such monies to be repaid to said funds not later than June 30, 2024.

General Fund

The General Fund is the district's general operating fund and is used to account for all financial transactions except those required to be accounted for in another fund. Major revenue sources include local property taxes and state funding. Expenditures include all costs associated with the daily operations of the school district. The General Fund is designated for the purposes specified in C.R.S. 22-45-103.

Total Expenditure = \$230,536,459
Per Pupil Expenditure = \$11,910.80



Governmental Funds
General Fund

Summary Statement General Fund (10)

	2019-20 Actual	2020-21 Actual	2021-22 Actual	2022-23 Anticipated	2023-24 Presented Budget
REVENUE:					
Property Tax	\$46,009,588	\$45,647,523	\$53,609,770	\$55,086,771	\$67,676,193
Specific Ownership:					
Regular	7,136,825	6,853,463	7,179,428	6,725,376	7,136,568
Override	796,266	1,350,651	1,314,602	1,231,462	1,036,618
Bond	2,524,245	2,649,714	2,488,342	2,330,970	1,887,542
Interest	425,269	36,231	135,454	2,361,373	2,200,000
Other Local	1,586,341	2,472,098	1,312,958	1,950,704	1,798,382
Override Election 1996	5,110,286	5,115,590	5,342,703	5,472,865	5,528,146
Override Election 2004	3,982,523	3,913,631	4,002,350	3,962,327	4,000,000
State	130,729,767	119,503,119	131,552,407	139,870,181	142,492,014
Mineral Lease	397,336	566,545	310,965	350,000	350,000
CARES Act ESSER	0	3,409,529	0	0	0
Federal	67,654	79,520	81,562	77,123	66,661
Total Revenue	\$198,766,100	\$191,597,614	\$207,330,541	\$219,419,152	\$234,172,124
EXPENDITURE:					
Instructional Programs	\$111,792,755	\$95,122,735	\$112,601,851	\$119,867,271	\$132,136,260
Pupil Support Services	20,934,344	19,900,124	19,784,459	22,143,443	26,006,898
General Administration Support Services	3,272,383	2,717,246	3,321,171	3,493,428	3,568,141
School Administration Support Services	15,791,820	15,272,177	15,888,656	17,700,346	19,663,209
Business Support Services	22,108,391	24,492,103	24,966,528	26,492,461	28,174,937
Central Support Services	8,298,999	7,516,518	9,075,011	9,059,595	7,388,281
Community Services & Other					
Support Services	73,553	34,000	34,500	20,500	64,732
Other Uses/Leases	1,594,895	1,606,707	1,127,156	940,987	222,500
Total Expenditure	\$183,867,140	\$166,661,610	\$186,799,332	\$199,718,031	\$217,224,958
Transfer to Charter Schools	\$9,868,071	\$9,945,643	\$11,316,019	\$10,848,174	\$11,574,846
Transfer to Preschool	2,306,314	2,003,608	2,797,361	3,054,188	400,000
Transfer to Capital Projects/Insurance	3,875,970	3,875,970	3,875,970	3,775,970	3,775,970
Transfer to Physical Activities	150,000	200,000	150,000	400,000	400,000
Transfer to Medical	1,000,000	0	0	1,500,000	1,500,000
Transfer from 2017 Mill Levy Override - Additional Student Contact Days	(3,873,919)	(3,474,102)	(3,093,709)	(3,746,341)	(3,746,341)
Transfer from 2017 Mill Levy Override - Professional Development Day	(689,951)	(636,840)	(485,269)	(592,974)	(592,974)
Total Expenditure and Transfers	\$196,503,625	\$178,575,889	\$201,359,704	\$214,957,048	\$230,536,459
GAAP Basis Result of Operations	\$2,262,475	\$13,021,725	\$5,970,837	\$4,462,104	\$3,635,665
GAAP Basis Fund Balance (Deficit) at Beginning of Year	9,948,507	12,210,982	25,232,707	31,203,544	35,665,648
GAAP Basis Fund Balance (Deficit) at End of Year	\$12,210,982	\$25,232,707	\$31,203,544	\$35,665,648	\$39,301,313
Reserves/Designations:					
Non-Spendable: Inventories	(236,890)	(261,154)	(315,796)	(250,000)	(250,000)
Unassigned Fund Balance	\$11,974,092	\$24,971,553	\$30,887,748	\$35,415,648	\$39,051,313
Board Resolution: Reserves equal to 10% Expenditures/Transfers	0	(17,857,589)	(20,135,970)	(21,495,705)	(23,053,646)
Unassigned/Undesignated Fund Balance	\$11,974,092	\$7,113,964	\$10,751,778	\$13,919,943	\$15,997,667

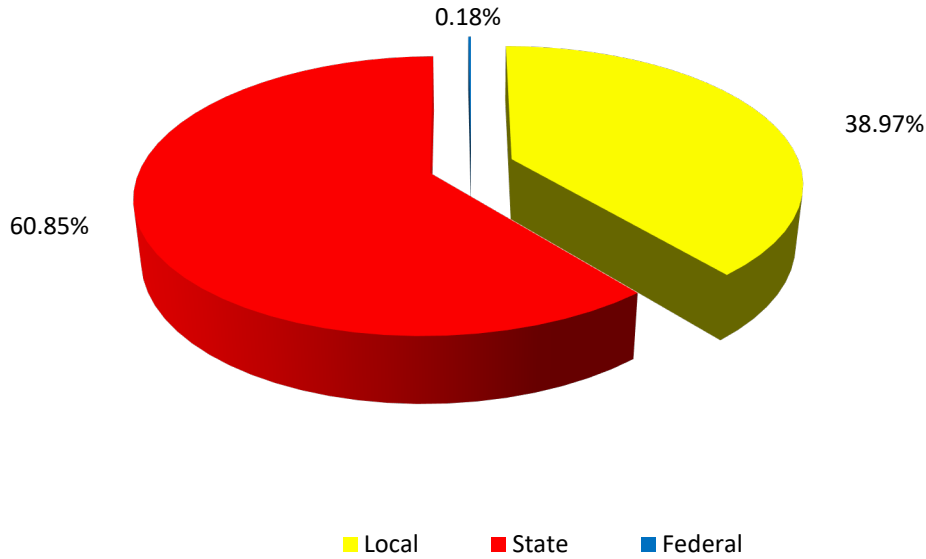
2023-24 Presented PPR is \$10,033.51 and is based on a projected averaged funded count of 20,273.5 FTE. Projected actual student count is 19,355.24 FTE.

Anticipated Ending Fund Balance for 2022-23 is 16.5% of expenditures, including transfers to other funds. Budgeted Ending Fund Balance for 2023-24 is 16.9% of expenditures, including transfers.

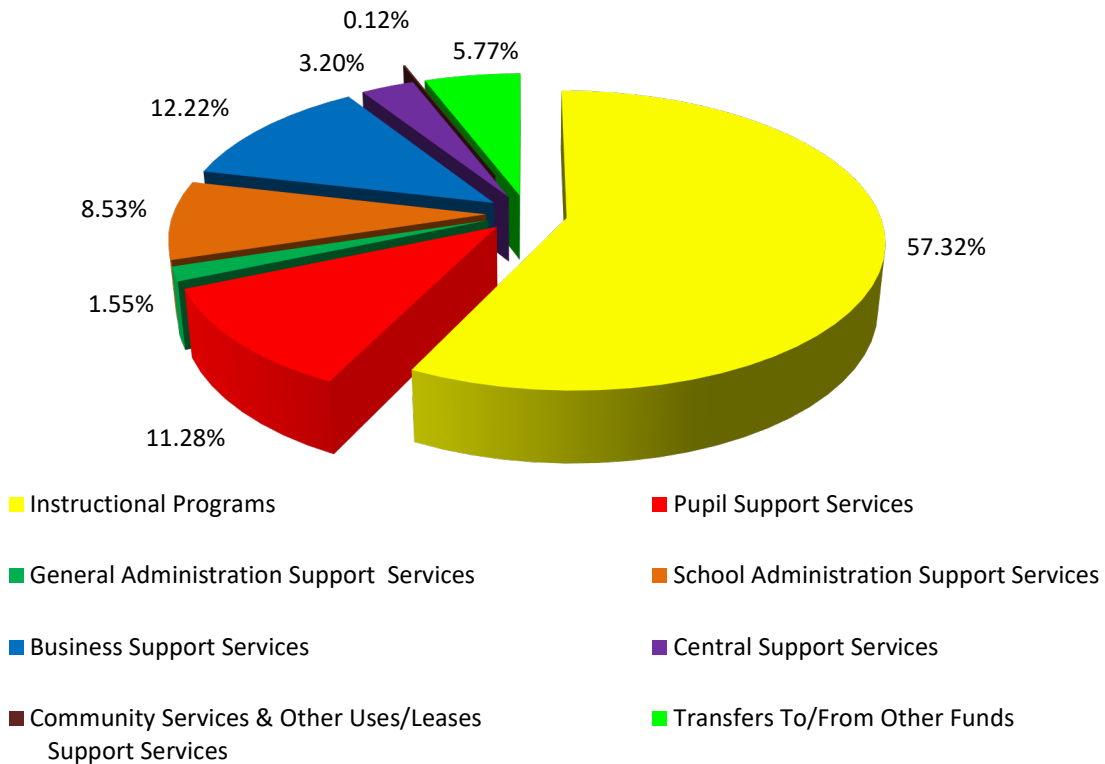
2023-24 budgeted positive result of operations of \$3,635,665 is to plan for the continuation of identified supports currently paid with COVID ESSER grant dollars. FTE Stabilization-\$2,071,265; Student software subscriptions-\$814,400; Summer School-\$750,000

Governmental Funds
General Fund

2023-2024 General Fund Revenue Summary



2023-2024 General Fund Expenditure Summary



PERA On-Behalf Fund

The State of Colorado will provide annual direct payments to Colorado PERA (Public Employees' Retirement Association) in the amount of \$225 million, demonstrating their commitment to the long-term viability of PERA. The payment is to continue until PERA's unfunded liability is eliminated.

In addition, during the 2022 legislative session lawmakers passed a bill that will provide funds to make up for a \$225 million payment that was missed in July 2020. The payment was skipped due to poor state economic conditions during the pandemic.

SB23-056 passed during the 2023 legislative session directs approximately \$14.5 million in additional repayment.

These payments, made on-behalf of PERA covered employers, are allocated based on the proportionate amount of annual payroll to the School Division Trust Fund, State Division Trust Fund, Judicial Division Trust Fund, and Denver Public Schools Division Trust Fund. GAAP (Generally Accepted Accounting Principles) require each entity to report its proportionate share of the on-behalf payments as both a revenue and expenditure. Because these offsetting entries have no financial impact on district operations, we have chosen to record them in a new stand-alone sub fund to the General Fund.

Colorado PERA does not provide the calculations of each district's proportionate share of on-behalf payments until after year-end. As such, budgeted amounts represent a conservative estimate based on prior years' data.

Total Expenditure = \$5,500,000
Per Pupil Expenditure = \$284.16



Governmental Funds
PERA On-Behalf Fund

Summary Statement PERA On-Behalf (12)

	2019-20 Actual	2020-21 Actual	2021-22 Actual	2022-23 Anticipated	2023-24 Presented Budget
REVENUE:					
PERA On-Behalf Payment	\$0	\$0	\$2,960,695	\$10,000,000	\$5,500,000
Total Revenue	\$0	\$0	\$2,960,695	\$10,000,000	\$5,500,000
EXPENDITURE:					
PERA On-Behalf Payment	\$0	\$0	\$2,960,695	\$10,000,000	\$5,500,000
Total Expenditure	\$0	\$0	\$2,960,695	\$10,000,000	\$5,500,000
Excess (Deficiency) of Revenue	\$0	\$0	\$0	\$0	\$0
GAAP Basis Fund Balance (Deficit) at Beginning of Year	0	0	0	0	0
GAAP Basis Fund Balance (Deficit) at End of Year	\$0	\$0	\$0	\$0	\$0

2017 Mill Levy Override

On November 7, 2017, School District 51 voters approved a mill levy override to raise property taxes within District 51 boundaries by \$6.5 million annually for ten years, specifically for the following purposes:

- Adding five additional student contact days in the school calendar
- Updating instructional materials and educator training
- Helping extend the life of buildings with funding for Priority 2 and 3 maintenance
- Adding additional positions in technology support

Total Expenditure = \$7,166,484
Per Pupil Expenditure = \$370.26



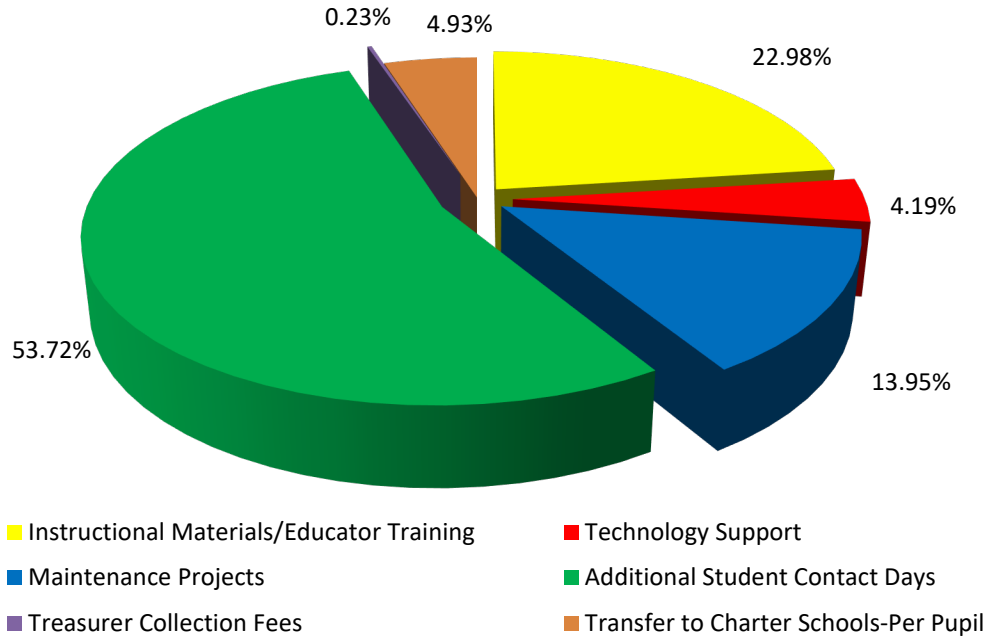
Governmental Funds
2017 Mill Levy Override

Summary Statement 2017 Mill Levy Override (17)

	2019-20 Actual	2020-21 Actual	2021-22 Actual	2022-23 Anticipated	2023-24 Presented Budget
REVENUE:					
Property Tax	\$6,468,578	\$6,280,222	\$6,501,944	\$6,435,000	\$6,500,000
Specific Ownership	585,543	956,684	871,803	639,492	975,818
Interest	38,912	1,629	7,764	125,586	250,000
Miscellaneous/Mineral Lease	0	0	391	0	0
Total Revenue	\$7,093,033	\$7,238,535	\$7,381,902	\$7,200,078	\$7,725,818
EXPENDITURE:					
Instructional Materials/Educator Training	\$2,754,301	\$1,677,789	\$364,454	\$1,191,596	\$1,053,707
Maintenance Projects	958,203	271,559	849,721	1,000,000	1,000,000
Technology Support	271,618	274,576	277,602	252,156	300,000
Treasurer Collection Fees	16,171	16,365	16,216	16,118	16,500
Total Expenditure	\$4,000,293	\$2,240,289	\$1,507,993	\$2,459,870	\$2,370,207
Transfer to Charter Schools-Per Pupil	\$345,199	\$379,213	\$351,920	\$361,502	\$353,319
Transfer to General Fund-Professional Development Day	689,951	636,840	485,269	592,974	592,974
Transfer to General Fund-Student Contact Days	3,873,919	3,474,102	3,093,709	3,746,341	3,746,341
Transfer to Nutrition Services-Student Contact Days	79,982	77,792	87,502	103,643	103,643
Total Expenditure and Transfers	\$8,989,344	\$6,808,236	\$5,526,393	\$7,264,330	\$7,166,484
Excess (Deficiency) of Revenue	(\$1,896,311)	\$430,299	\$1,855,509	(\$64,252)	\$559,334
GAAP Basis Fund Balance (Deficit) at Beginning of Year	3,858,417	1,962,106	2,392,405	4,247,914	4,183,662
GAAP Basis Fund Balance (Deficit) at End of Year	\$1,962,106	\$2,392,405	\$4,247,914	\$4,183,662	\$4,742,996

Note: On November 7, 2017, voters approved a mill levy override in the amount of \$6.5 million annually for a period of ten years. The funds will be used for additional student contact days, instructional materials and educator training, ongoing maintenance projects, and technology support as approved by voters.

2023-2024 Mill Levy Override (2017) Expenditure Summary



Universal Preschool (UPK) Colorado Program

Universal Preschool (UPK) Colorado ensures that every child in the year before they are eligible for kindergarten can receive half-day, state-funded preschool programming, beginning in the 2023-24 school year.

UPK Colorado was created as a result of Proposition EE, approved by voters, that increased taxes on nicotine products in order to fund various health and education programs, including preschool. This revenue source, along with previously existing State revenues for preschool will merge into a single funding stream to support the UPK program.

Prior to the 2023-24 school year, preschool in Colorado was funded through the Colorado Preschool Program (CPP) specifically for children considered to be “at-risk” through the allocation of slots available to each school district. Additionally, Special Education qualifying preschoolers were previously included in the October student count for which school districts received General Fund per-pupil revenue (PPR).

Fiscal year 2023-24 budget is based on 982 students funded at the 10 hour/week programming tier.

$$982 \times \$4,759.02 = \$4,673,358$$

Total Expenditure = \$4,648,639
Per Pupil Expenditure = \$240.17



Governmental Funds
Preschool Program

Summary Statement Preschool Program (19)

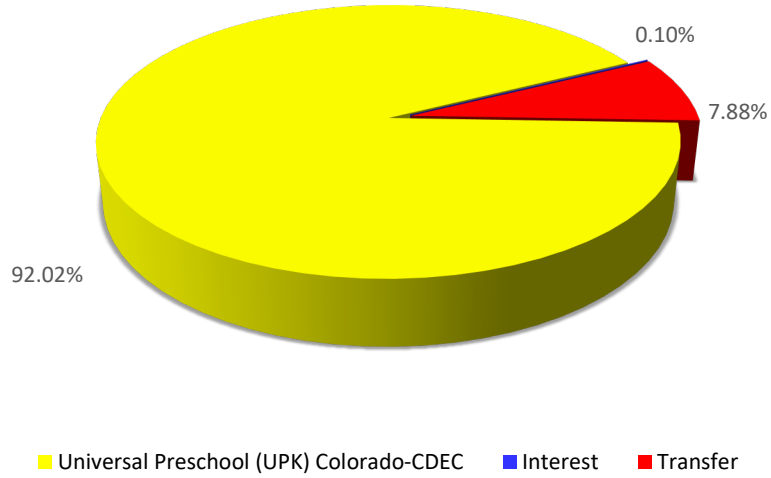
	2019-20 Actual	2020-21 Actual	2021-22 Actual	2022-23 Anticipated	2023-24 Presented Budget
REVENUE:					
Universal Preschool (UPK) Colorado-CDEC	\$0	\$0	\$0	\$0	\$4,673,358
Interest	12,670	785	136	3,500	5,000
Miscellaneous	10,213	4,350	0	0	0
Total Revenue	\$22,883	\$5,135	\$136	\$3,500	\$4,678,358
EXPENDITURE:					
CPP Preschool:					
Salaries	\$1,581,573	\$1,577,928	\$1,681,231	\$1,639,543	\$3,440,966
Benefits	617,484	653,735	710,173	683,606	1,112,673
In-service	9,297	1,432	0	0	0
Contracted Service	416,556	275,094	400,316	419,688	0
Instructional Supplies/Materials	20,872	7,802	22,180	15,966	50,000
Equipment	92,147	1,668	8,560	2,947	20,000
Administrative Supplies	52,907	55,431	32,858	24,971	25,000
Total CPP Preschool Expenditure	\$2,790,836	\$2,573,090	\$2,855,318	\$2,786,721	\$4,648,639
E-Care Kindergarten:					
Salaries	\$240	\$0	\$0	\$0	\$0
Benefits	166	0	0	0	0
Total E-Care Kindergarten Expenditure	\$406	\$0	\$0	\$0	\$0
Total Expenditure	\$2,791,242	\$2,573,090	\$2,855,318	\$2,786,721	\$4,648,639
Transfer from General Fund-Preschool PPR	\$2,306,314	\$2,003,608	\$2,397,361	\$2,654,188	\$0
Transfer from General Fund-Preschool Salary Costs	0	0	400,000	400,000	400,000
Excess (Deficiency) of Revenue & Transfer	(\$462,045)	(\$564,347)	(\$57,821)	\$270,967	\$429,719
GAAP Basis Fund Balance (Deficit) at Beginning of Year	1,221,277	759,232	194,885	137,064	408,031
GAAP Basis Fund Balance (Deficit) at End of Year	\$759,232	\$194,885	\$137,064	\$408,031	\$837,750
CPP Preschool FTE	286.5	261.5	282.0	293.5	0.0
UPK Preschool Student Count	0.0	0.0	0.0	0.0	982.0

2023-24 Revenue projection is based on 982 preschool students funded at the UPK 10 hour/week rate of \$4,759.02

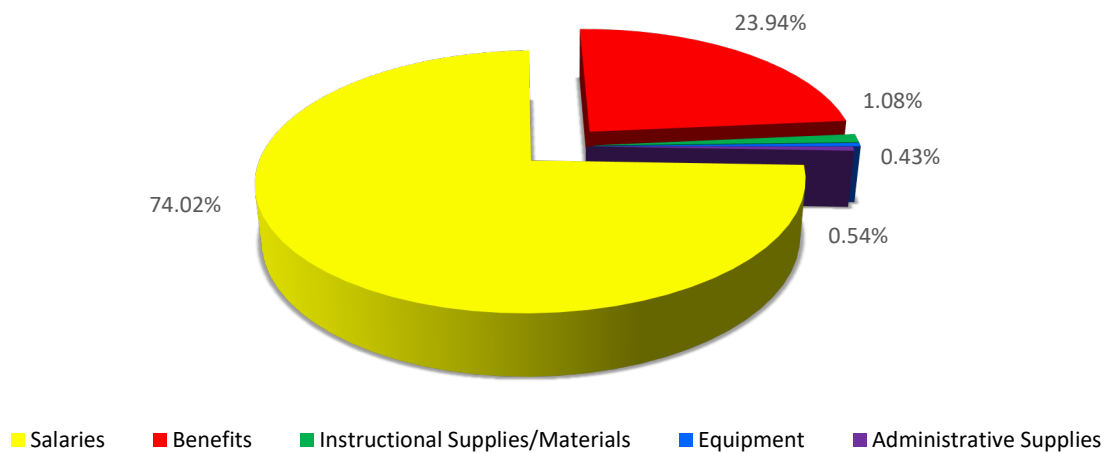
Beginning in 2023-24, the CPP program will be eliminated and replaced with the Universal Preschool (UPK) Colorado program. UPK funding is based on student count throughout the year and hours of available programming.

Governmental Funds
Preschool Program

**2023-2024 Preschool Program
Revenue Summary**



**2023-2024 Preschool Program
Expenditure Summary**



Independence Academy Charter School

By Resolution adopted October 21, 2003, Mesa County Valley School District 51 Board of Education approved an application by Deep River Charter School to begin operations not later than the 2004-05 school year for a term of 3 years. Deep River changed its name to Independence Academy beginning with the 2006-07 school year.

Independence Academy Charter School is organized and maintained as a separate legal entity from the district, constituting a public school in the state of Colorado. It is the desire of both the district and the charter school that the charter school be accountable to the Board and subject to the ultimate authority of the Board, but that the Board grant the charter school flexibility to achieve successful educational results in new and innovative ways. The charter school is designed to increase the educational opportunities of at-risk pupils within the meaning of sections 22-30.5-103 and 109(2), C.R.S.

The revenue for the 2023-24 school year is based on 455 FTE.

Per Pupil Revenue \$10,033.51 X 455 FTE = \$4,565,247

Total Expenditure = \$6,187,328
Per Pupil Expenditure = \$319.67



Governmental Funds
Independence Academy Charter School

**Summary Statement Independence Academy
Charter School (11)**

	2019-20	2020-21	2021-22	2022-23	2023-24 Presented
	Actual	Actual	Actual	Anticipated	Budget
GENERAL OPERATING FUND REVENUE:					
ECEA Spec Ed	\$44,453	\$47,684	\$61,525	\$40,000	\$40,000
Interest	898	5,017	544	0	0
Read Act	0	0	13,090	20,000	10,000
Miscellaneous Income/Asset Sale	12,691	6,478	11,377	0	0
Kindergarten Fees	710	0	0	0	0
Pre-k Fees	34,842	60,965	123,329	95,000	245,000
Material Fee	0	19,802	17,968	0	23,000
Tech Fees	0	0	11,147	0	0
Rental Income	8,624	9,170	1,000	0	0
Refunds: MCVSD#51	158,550	0	0	0	0
MCVSD#51 Mill Levy Override	0	171,880	179,414	213,618	213,841
Erate	12,793	0	3,962	15,000	15,000
Donation	0	244	159	0	0
CDHS OEC Grant	0	4,250	0	0	0
CDHS Stabilization Grant	0	0	16,885	0	0
Grant 3281 At-Risk Mitigation	0	0	14,232	0	0
Capital Construction Bond Reimbursement	0	417,320	0	0	0
Total Revenue	\$273,561	\$742,810	\$454,632	\$383,618	\$546,841
EXPENDITURE:					
Salaries	\$1,493,200	\$1,585,159	\$1,799,848	\$2,300,000	\$2,650,000
Benefits	512,054	543,074	704,082	832,000	932,000
Capital Projects	298,071	137,139	213,527	5,000	5,000
Facility Rent	234,133	402,276	560,583	611,668	611,668
Purchased Services	479,284	562,933	553,821	503,000	603,000
Supplies	80,005	78,393	71,606	90,000	110,000
Professional Development	25,593	21,867	54,576	50,000	30,000
Equipment/Furniture	16,151	1,923	6,142	10,000	40,000
Technology	67,177	83,534	63,906	85,000	85,000
Curriculum	107	33	1,611	0	0
Other Expenses	288	622	0	5,000	5,000
Total Expenditure/Contingency	\$3,206,063	\$3,416,952	\$4,029,703	\$4,491,668	\$5,071,668
Expenditure/Contingency+(-) Revenue	(\$2,932,502)	(\$2,674,142)	(\$3,575,071)	(\$4,108,050)	(\$4,524,827)
Transfer from General Fund=\$10,033.51 x 455 FTE	\$3,219,984	\$3,263,382	\$3,752,140	\$4,114,670	\$4,565,247
Fund Balance (Deficit) at Beginning of Year	3,593,149	3,880,629	4,469,870	4,646,940	4,653,560
Fund Balance (Deficit) at End of Year	\$3,880,629	\$4,469,870	\$4,646,940	\$4,653,560	\$4,693,981
MILL LEVY:					
MCVSD#51 Mill Levy Override 2017	\$120,425	\$125,842	\$124,834	\$145,728	\$145,880
Total Revenue	\$120,425	\$125,842	\$124,834	\$145,728	\$145,880
EXPENDITURE:					
Curriculum	\$98,231	\$50,311	\$77,880	\$90,000	\$130,000
Technology	14,213	31,998	16,033	20,000	25,000
Professional Development	54,336	12,418	11,932	30,000	50,000
Total Expenditure	\$166,780	\$94,726	\$105,845	\$140,000	\$205,000
Expenditure + (-) Revenue	(\$46,355)	\$31,116	\$18,989	\$5,728	(\$59,120)
Fund Balance (Deficit) at Beginning of Year	74,197	27,842	58,958	77,947	83,675
Fund Balance (Deficit) at End of Year	\$27,842	\$58,958	\$77,947	\$83,675	\$24,555
GRANT REVENUE:					
ESSER I Funds	\$0	\$64,642	\$0	\$0	\$0
ESSR III funds	0	0	73,170	0	0
ESSER II Funds	0	244,704	177,540	702,000	0
CARES Act	0	208,213	0	0	0
Capital Construction Revenue	111,540	127,984	125,940	99,600	99,600
Total Revenue	\$111,540	\$645,543	\$376,650	\$801,600	\$99,600
EXPENDITURE:					
ESSER I Funds	\$0	\$73,417	\$0	\$0	\$0
ESSR III funds	0	10,438	56,954	702,000	0
ESSER II Funds	0	215,319	216,280	0	0
CARES Act	8,635	202,366	(356)	0	0
Capital Construction Revenue	111,540	116,734	125,940	99,600	99,600
Total Expenditure	\$120,175	\$618,274	\$398,818	\$801,600	\$99,600
Expenditure + (-) Revenue	(\$8,635)	\$27,268	(\$22,168)	\$0	\$0
Fund Balance (Deficit) at Beginning of Year	0	(8,635)	18,633	(3,535)	(3,535)
Fund Balance (Deficit) at End of Year	(\$8,635)	\$18,633	(\$3,535)	(\$3,535)	(\$3,535)
FUNDRAISING REVENUE:					
Fees: Supplies/Field Trips	\$114,314	\$90,206	\$103,078	\$82,000	\$82,000
Local Fundraising	26,806	5,165	25,803	20,000	20,000
Other Income	14,590	5,123	11,144	120	120
Total Revenue	\$155,710	\$100,493	\$140,025	\$102,120	\$102,120
EXPENDITURE:					
Purchased Services	\$97,436	\$100,178	\$121,217	\$96,000	\$96,000
Total Expenditure	\$97,436	\$100,178	\$121,217	\$96,000	\$96,000
Expenditure + (-) Revenue	\$58,273	\$315	\$18,808	\$6,120	\$6,120
Fund Balance (Deficit) at Beginning of Year	284,696	342,969	343,284	362,092	368,212
Fund Balance (Deficit) at End of Year	\$342,969	\$343,284	\$362,092	\$368,212	\$374,332
CAPITAL PROJECTS FUND - BUILDING					
Proceeds from Issuance of Debt, Less Discount	\$0	\$7,003,770	\$0	\$0	\$0
Building Lease Revenue	340,108	509,084	673,704	715,060	715,060
Repair and Replacement	17,935	0	0	0	0
Bond Accounts Interest/Dividend	8,625	2,906	440	0	0
Total Revenue	\$366,668	\$7,515,760	\$674,144	\$715,060	\$715,060
EXPENDITURE:					
Debt Service Payments	\$337,525	\$445,330	\$521,288	\$715,060	\$715,060
Excess Funds Transfer to IACS	11,040	4,664	1,172	0	0
Bond Interest	0	0	0	0	0
Debt Issuance Costs	0	0	0	0	0
Project Construction	0	5,563,636	1,054,937	0	0
Total Expenditure	\$348,565	\$6,013,631	\$1,577,397	\$715,060	\$715,060
Expenditure + (-) Revenue	\$18,103	\$1,502,129	(\$903,253)	\$0	\$0
Fund Balance (Deficit) at Beginning of Year	635,687	653,790	2,155,919	1,252,666	1,252,666
Fund Balance (Deficit) at End of Year	\$653,790	\$2,155,919	\$1,252,666	\$1,252,666	\$1,252,666

Juniper Ridge Community School

Juniper Ridge Community School is a multi-cultural K-8 charter school using an arts and nature-based curriculum rooted in the Waldorf tradition.

A great body of research suggests the Waldorf approach of using art, nature, and a unique understanding of child development helps all children—regardless of aptitude or socio-economic status--reach remarkable academic and personal success. Waldorf-inspired graduates love to learn and continue to seek knowledge far beyond the last day of school, becoming highly valuable employees and community members.

Traditional Waldorf schools are tuition-based and often inaccessible to all but a small tier of students. JRCS believes this outstanding educational model should be available to all children, regardless of finances, which is at the heart of the creation of this outstanding school.

The revenue for the 2023-24 school year is based on 412 FTE.

Per pupil revenue $\$10,033.51 \times 412 \text{ FTE} = \$4,133,806$

Total Expenditure = \$4,925,513
Per Pupil Expenditure = \$254.48



Governmental Funds
Juniper Ridge Community School

Summary Statement Juniper Ridge Community School (11)

	2019-20	2020-21	2021-22	2022-23	2023-24
	Actual	Actual	Actual	Anticipated	Presented Budget
GENERAL OPERATING FUND REVENUE:					
Garden Grants	\$1,500	\$0	\$0	\$0	\$0
Grants-School Van	0	20,000	0	0	0
Miscellaneous	14,839	8,962	5,274	0	0
Special Ed Revenue	25,380	41,291	83,800	137,499	137,499
At Risk Mitigation Funding	0	0	30,216	0	0
Fundraising/Contributions	48,284	10,986	25,207	3,000	3,000
Interest	2,411	1,114	948	1,200	1,200
Material Fees	33,165	28,498	28,166	83,432	82,400
Capital Construction Grant	113,697	107,251	103,252	116,748	153,783
Before and After Care	343	0	11,552	0	0
Refund MCVSD#51	0	97,920	0	0	0
MCVSD#51 Mill Levy Override 2017	133,277	140,830	137,194	133,609	132,094
MCVSD#51 Mill Levy Override 1996, 2004	120,376	170,582	172,017	195,853	193,632
Sunshine Fund	100	0	0	0	0
Parent Education Income	1,318	0	0	0	0
CRF Allocation	0	186,871	0	0	0
ESSER I Grant	0	58,016	0	0	0
ESSER II Grant	0	105,396	129,528	100,655	26,363
ESSER III Grant	0	0	585,889	67,199	0
READ Act	0	0	48,344	76,883	65,810
COP Reimbursements	336,315	0	0	0	0
Total Revenue	\$831,005	\$977,718	\$1,361,387	\$916,078	\$795,781
EXPENDITURE:					
Salaries	\$1,618,502	\$1,665,965	\$1,887,184	\$2,023,802	\$2,195,187
Benefits	417,900	450,359	586,861	624,556	665,387
Contingency/Reserve	0	0	0	279,610	243,676
Purchased Services	578,877	276,074	373,135	244,363	271,474
Special Ed Purchased Services	55,317	127,313	114,431	120,000	120,000
Gifts	0	62	30	0	0
CRF	0	188,810	0	0	0
ESSER I	0	58,406	0	0	0
ESSER II	0	108,845	87,884	100,655	26,363
ESSER III	0	34,468	629,173	67,199	0
READ Act	0	0	66,543	76,883	65,810
Insurance	0	0	0	55,925	55,925
Supplies/Equipment	39,017	188,098	81,527	103,574	102,442
Dues and Fees	6,691	3,491	7,698	9,000	9,000
Admin Supplies/Postage/Phone/Dues/Grant	13,802	12,084	11,043	11,700	11,700
Advertising/Marketing	15,020	16,498	19,766	15,000	15,000
Background Checks	344	401	629	382	382
Kinder Class Expenses	206	52	0	0	0
Banking and Square Fees	762	1,765	2,130	2,500	2,500
Interest and Service Charges	486	0	0	0	0
Bad Debts	3,205	1,010	0	0	0
Non-Revenue Festival	1,340	2,040	3,934	2,500	2,750
Ren Festival	2,215	1,274	1,140	0	0
Board Events	1,197	112	2,737	2,000	2,000
After School Study Hall	0	0	0	0	6,450
Class Fund Expenses	19,954	0	421	0	0
Fundraising Expenses	3,257	1,178	600	2,000	2,000
Pupil Activities	2,142	0	1,860	0	0
Professional Development/Supplies/Travel	70,312	24,585	51,995	77,534	55,787
Equipment/Furniture	6,313	6,335	15,454	10,000	10,000
Rentals	510,645	54,134	64,807	75,869	42,833
COP Payments - Building	0	500,775	501,983	502,733	544,128
Supplies/Equipment-Lease	0	0	0	600	600
Utilities	64,182	99,227	98,060	108,479	113,339
Custodial	34,549	0	0	0	26,640
Tech Charges - UPN WAN	4,785	0	15,578	0	19,140
Before and After Care	0	0	8,551	0	0
Other Expenses	850	587	3,038	0	0
Building Project	0	0	0	170,000	315,000
Total Expenditure/Contingency	\$3,471,870	\$3,823,948	\$4,638,192	\$4,686,864	\$4,925,513
Expenditure/Contingency+(-) Revenue	(\$2,640,865)	(\$2,846,229)	(\$3,276,806)	(\$3,770,786)	(\$4,129,731)
Transfer from General Fund					
= \$10,033.51 x 412 FTE	\$2,902,117	\$2,940,811	\$3,530,166	\$3,772,474	\$4,133,806
Fund Balance (Deficit) at Beginning of Year	1,022,133			1,196,990	1,198,678
Fund Balance, Restated at Beginning of Year		1,118,256	943,630		
Fund Balance (Deficit) at End of Year	\$1,283,384	\$1,212,838	\$1,196,990	\$1,198,678	\$1,202,752

Mesa Valley Community School

In 2007, a group of families and community members in the Grand Valley began exploring the idea of blending homeschooling with public schooling, keeping the best of each and making a hybrid more robust than either alone.

After negotiating a contract with School District #51, Mesa Valley Vision—Home and Community Program opened its doors for the first time. The 2008-09 school year was the first of six great years of operation for MVV. Families liked the opportunities MVV provided, and the school did very well, getting excellent performance ratings.

In 2013, it became clear that the structure of MVV as a contract school would be impossible to maintain and the difficult decision was made to close the doors of MVV at the end of the 2013-14 school year.

However, many people were not willing to let this great idea die. Too many students had benefited from being able to pursue a personalized learning plan supported by District and private resources. A group of people worked hard to create a new school which would fill the gap that MVV was leaving behind. This school would also be built on the solid principles of personalized education in a variety of environments.

In early 2014, an application for Mesa Valley Community School to become a District #51 charter school was submitted for approval and the new school opened its doors for the 2014-15 school year.

The revenue for the 2023-24 school year is based on 235 FTE.

Per pupil revenue $\$10,033.51 \times 235 \text{ FTE} = \$2,357,875$

Total Expenditure = \$3,100,954
Per Pupil Expenditure = \$160.21



MESA VALLEY
COMMUNITY SCHOOL

Governmental Funds
Mesa Valley Community School


Summary Statement Mesa Valley Community School (11)

	2019-20 Actual	2020-21 Actual	2021-22 Actual	2022-23 Anticipated	2023-24 Presented Budget
GENERAL OPERATING FUND					
REVENUE:					
Capital Construction Fund	\$107,636	\$109,272	\$108,395	\$137,073	\$ 92,800
Colorado Read Act	8,293	4,356	23,655	12,987	0
CO On-behalf Payment/PERA	0	0	37,329	0	0
Donations-Unrestricted	212	115	0	0	0
Room Rental Fees	250	0	0	0	0
Erate Projection	6,079	0	0	0	0
Interest Income	13,364	723	1,268	15,000	0
Insurance Proceeds	665	0	0	0	0
MCVSD#51 Mill Levy Override 2017	116,692	118,131	109,628	82,165	75,345
MCVSD#51 Mill Levy Override 1996, 2004	153,636	161,348	157,558	120,443	110,445
Misc. Income	12,519	471	203	0	0
Categorical Funding Per Pupil (SPED)	58,678	67,801	78,829	0	49,500
ESSER	0	63,995	407,271	732,256	464,989
CARES Act	0	206,131	0	0	0
ECEA	32,413	0	0	33,929	0
Student Fees	0	86,020	152,471	155,000	0
Total Revenue	\$510,434	\$818,364	\$1,076,607	\$1,288,853	\$793,079
EXPENDITURE:					
Salaries/Benefits (100,200)	\$2,025,722	\$2,142,251	\$2,307,710	\$1,986,839	\$1,868,366
Purchased Services (300,400,500)	298,630	178,636	183,386	153,130	157,675
Professional Development (0580)	1,984	207	3,147	1,700	4,500
Direct Services D51 (0590)	27,419	29,785	34,281	20,762	18,765
Student Services Personnel (0594)	32,629	91,959	101,846	70,458	74,598
D51 3% Administrative (0595)	82,512	96,447	72,598	70,537	70,736
Supplies (0600)	123,445	101,815	152,583	120,637	189,275
Events (0690)	9,951	10,832	11,613	8,750	11,250
Property - including lease (0700)	225,607	246,452	612,274	207,196	223,300
Furniture/Fixtures/Equipment (0730)	30,172	7,607	15,315	12,500	12,500
Dues/Fees (0800)	0	2,261	5,654	4,000	5,000
ESSER	0	8,316	407,271	732,256	464,989
CARES Act	11,355	153,280	0	0	0
Instructional Supplies (220 X 2,000)	550,796	675,614	718,335	358,200	0
Future Development	40,741	0	0	0	0
Equalization Adjustment	0	0	0	0	0
Total Expenditure/Contingency	\$3,460,958	\$3,745,463	\$4,626,014	\$3,746,964	\$3,100,954
Expenditure/Contingency+(-) Revenue	(\$2,961,386)	(\$2,927,099)	(\$3,549,406)	(\$2,458,111)	(\$2,307,875)
Transfer from General Fund =\$10,033.51 x 235 FTE	3,120,165	3,063,413	3,171,233	2,319,950	2,357,875
Fund Balance (Deficit) at Beginning of Year	\$813,578	\$972,357	\$1,071,601	\$693,428	\$555,267
Fund Balance (Deficit) at End of Year	\$972,357	\$1,071,601	\$693,428	\$555,267	\$605,267

Nutrition Services

The Nutrition Services Special Revenue Fund accounts for the revenue and expenditures associated with the District's school breakfast and lunch programs. Funding is provided by food sales, the United States Department of Agriculture's National School Breakfast, Lunch, and Summer Food Programs, and new for 2023-2024 funding from Colorado's Healthy School Meals for All program.

Total Expenditure = \$11,175,715
Per Pupil Expenditure = \$577.40



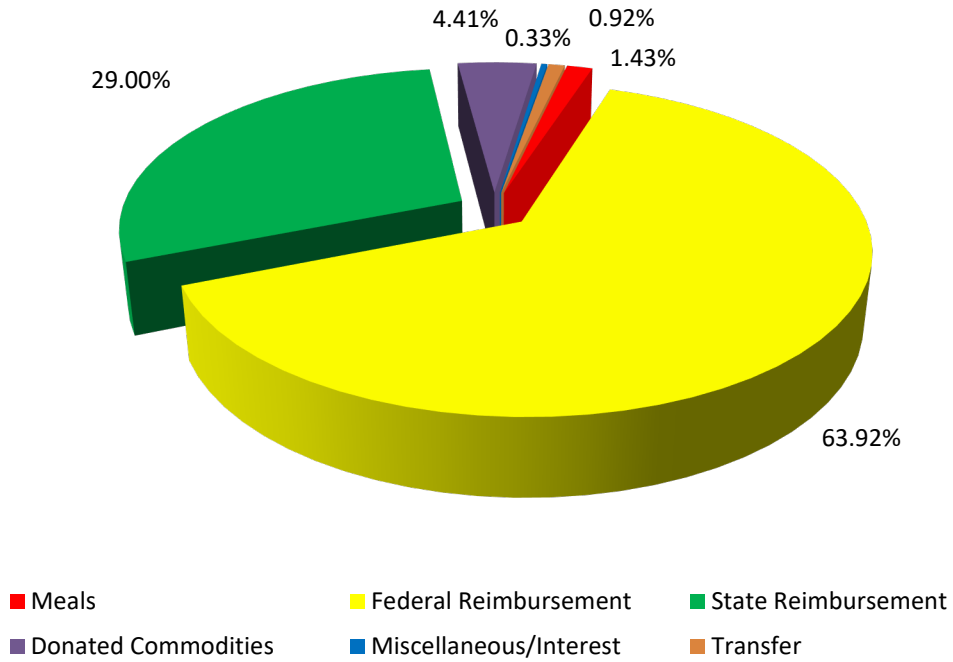
Special Revenue Funds
Nutrition Services

Summary Statement Nutrition Services (21)

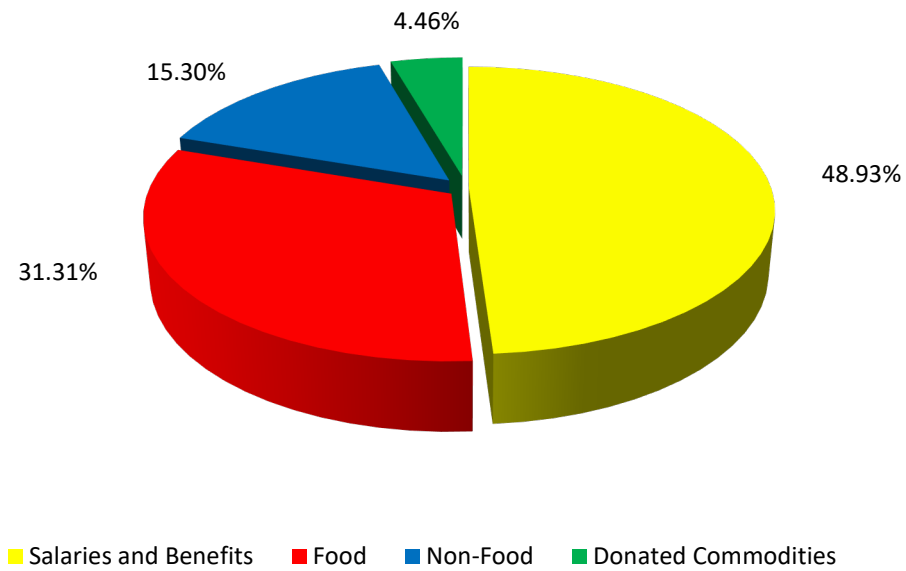
	2019-20 Actual	2020-21 Actual	2021-22 Actual	2022-23 Anticipated	2023-24 Presented Budget
REVENUE:					
Student Meals	\$1,075,320	\$51,031	\$27,275	\$1,621,113	\$15,000
Ala Carte Lunch Sales	127,303	87,371	119,962	153,667	71,800
Adult Meals	41,436	32,580	55,895	72,906	75,000
Federal Reimbursement	4,156,866	7,859,873	9,622,775	5,421,142	7,226,755
State Reimbursement	128,657	60,074	59,810	167,130	3,278,545
Interest on Investment	176	1	3,343	40,000	35,000
Miscellaneous	7,774	72	13,517	2,250	2,500
Donated Commodities	512,527	493,365	888,037	1,158,049	498,193
Total Revenue	\$6,050,059	\$8,584,367	\$10,790,614	\$8,636,257	\$11,202,793
EXPENDITURE:					
Salaries and Benefits	\$3,524,657	\$3,458,427	\$4,181,167	\$4,704,729	\$5,468,526
Food	1,988,833	2,207,599	3,154,503	3,253,253	3,499,332
Non-Food	629,730	704,972	1,565,078	1,658,493	1,709,664
Donated Commodities	512,527	453,254	548,050	608,331	498,193
Total Expenditure	\$6,655,747	\$6,824,252	\$9,448,798	\$10,224,806	\$11,175,715
Transfer from 2017 Mill Levy Override - Student Contact Days	79,982	77,792	87,502	103,643	103,643
Excess (Deficiency) of Revenue & Transfer	(\$525,706)	\$1,837,907	\$1,429,318	(\$1,484,906)	\$130,721
GAAP Basis Fund Balance (Deficit) at Beginning of Year	804,306	278,600	2,116,507	3,545,825	2,060,919
GAAP Basis Fund Balance (Deficit) at End of Year	\$278,600	\$2,116,507	\$3,545,825	\$2,060,919	\$2,191,640
Reserves/Designations:					
Non-Spendable: Inventories	(476,632)	(553,616)	(750,186)	(700,000)	(700,000)
Restricted Fund Balance	(\$198,032)	\$1,562,891	\$2,795,639	\$1,360,919	\$1,491,640

Special Revenue Funds
Nutrition Services

2023-2024 Nutrition Services Revenue Summary



2023-2024 Nutrition Services Expenditure Summary



Governmental Designated Purpose Grants

The Governmental Designated Purpose Grants Fund accounts for revenues from federal, state, and local grants where expenditures are restricted to the specified purpose in the grant agreement. The district limited the number of state grants it accepted prior to 1999 because of limitations in revenue growth proscribed in an amendment to the state constitution. Voters approved the revenue limitations be lifted in a November 1999 election.

Total Expenditure = \$52,404,910
Per Pupil Expenditure = \$2,707.53



Special Revenue Funds
Governmental Designated Purpose Grants

**Summary Statement Governmental Designated
Purpose Grants (22)**

	2019-20 Actual	2020-21 Actual	2021-22 Actual	2022-23 Anticipated	2023-24 Presented Budget
REVENUE:					
Federal	\$14,575,100	\$44,685,422	\$33,319,237	\$31,503,352	\$43,362,220
State & Local	11,427,209	4,505,564	4,342,946	11,214,834	9,042,691
Total Revenue	\$26,002,309	\$49,190,986	\$37,662,183	\$42,718,186	\$52,404,910
EXPENDITURE:					
21st Century Community Learning Centers	\$123,861	\$171,703	\$132,358	\$175,077	\$0
Action for Healthy Kids	0	0	0	0	100
Advanced Placement Exam Fee Grant Program	18,420	7,087	17,528	0	0
Aid for Homeless Families	4,430	6,368	225	3,078	2,205
Air Quality Improvement Grant	0	0	30,527	0	0
Ametec REACH Homeless Grant	1,007	1,934	1,567	0	23,703
Angel Lunch Fund	6,959	5,520	1,820	1,820	0
Art Heritage Program	0	938	729	4,491	6,625
Attendacy Incentives	0	0	0	0	1,330
Bacon Family Foundation	0	0	0	1,453	1,921
BEST Grant	6,938,858	948,006	183,171	4,000,000	3,096,886
BrainSteps	0	0	500	500	500
Buell Foundation Grant	0	0	51,768	89,293	120,000
Business Education 51 Foundation	0	0	0	0	1,000
Career Success Pilot Program	12,949	29,229	160,721	164,524	387,926
Career Wise Basic Program	87,026	3,581	38,372	54,950	50,000
Caring for Colorado Foundation	47,274	50,811	82,876	97,997	110,142
CDPHE Suicide Prevention	30,700	0	1,442	0	0
Charter School Capital Construction	319,283	363,075	357,275	449,380	450,000
Child and Adult Care Food Program	668	1,046	1,886	1,762	5,822
Child Care Assistance Block Grant	0	0	616	718,474	0
Child Care Building Capacity	0	0	0	0	203,000
Child Care Development Fund	22,810	24,222	30,059	65,687	70,000
Child Care Relief Fund R5	0	0	0	0	3,000
Child Care Relief Fund Preschool	0	78,713	0	0	0
Clifton Special Education Team	0	0	0	912	9,088
Colorado Computer Science Grant	28,387	30,414	36,795	61,625	0
Colorado Health Foundation - Racing to Wellness	94,530	55,128	0	0	0
Colorado Health Foundation - Tope Playground	80,817	0	0	0	0
Colorado Health Foundation - CHS Clinic	286,754	0	0	0	13,246
Colorado Health Foundation - Chipeta	0	0	0	5,000	20,000
Colorado Health Foundation - New Emerson Playground	0	0	175,571	45,724	0
Colorado Health Foundation- DIA Playground	0	0	0	254,585	6,215
Colorado Education Initiative	15,936	4,348	18,264	35,986	12,607
Colorado Garden Club	0	9,332	0	0	5,668
Colorado Library Program	8,460	7,066	8,273	8,114	0
Colorado READ Act	2,234	64,192	0	370,368	500,000
Colorado READ Act SB19-199	443,378	1,112,396	906,117	855,262	800,000
Colorado School Turnaround Leadership	180,000	25,976	84,335	175,036	0

Special Revenue Funds
Governmental Designated Purpose Grants

**Summary Statement Governmental Designated
Purpose Grants (22)**

	2019-20 Actual	2020-21 Actual	2021-22 Actual	2022-23 Anticipated	2023-24 Presented Budget
Colorado School Turnaround Leadership Round 2	0	25,459	136,832	172,321	60,000
Colorado School Turnaround Leadership Round 3	0	0	35,220	75,000	75,000
Colorado Shines	1,500	0	0	0	0
Colorado State Parks & Wildlife	46,703	1,502	148,740	112,264	100,000
Concurrent Enrollment Program	6,667	41,988	58,622	59,723	50,000
Coronavirus Relief Fund	10,857	10,971,333	0	0	0
Coronavirus Relief Fund At Risk	0	956,194	0	0	0
COVID Testing Fees (ELC)	0	0	17,398	17,398	0
Developmental Evaluation Clinic	4,500	0	0	0	27,433
District Seminar	0	0	0	0	2,000
Education for Homeless Children/Youth	40,000	34,151	54,186	62,079	65,000
Education for Homeless Children/Youth ARP	0	0	40,950	117,937	39,312
ELPA PD & Student Support	214,215	129,682	43,690	0	0
Emergency Hunger Assistance	4,000	500	0	0	0
CRRSA Act Elementary and Secondary Emergency Relief (ESSER) II	0	14,671,017	5,425,400	110,000	56,310
CRRSA Act Elementary and Secondary Emergency Relief (ESSER) II Supplemental Special Education Funds	0	0	210,635	16,740	3,200
ARP Act Elementary and Secondary Emergency Relief (ESSER) III	0	295,803	5,582,443	10,770,070	16,937,152
ARP Act Elementary and Secondary Emergency Relief (ESSER) III (Set Aside Funds)	0	1,799,100	5,692,118	2,741,828	1,720,896
ARP Act Elementary and Secondary Emergency Relief (ESSER) III Supplemental Special Education Funds	0	0	0	151,306	10,000
ARP Act Elementary and Secondary Emergency Relief (ESSER) III Supplemental Special Education Funds (Set Aside Funds)	0	0	0	37,827	0
ARP Act Elementary and Secondary Emergency Relief (ESSER) III Supplemental Learning Cohort	0	0	0	150,000	0
ARP Act Elementary and Secondary Emergency Relief (ESSER) III Supplemental EASI	0	0	0	290,000	0
ARP Act Elementary and Secondary Emergency Relief (ESSER) III Supplemental EASI EIS	0	0	0	34,000	0
ARP Act Elementary and Secondary Emergency Relief (ESSER) III Supplemental Mentor Program	0	0	0	280,734	240,000
Education Stabilization Fund - ESSER I Rapid Request	0	0	0	0	44,000
ARP Act Elementary and Secondary Emergency Relief (ESSER) III Supplemental 21st Century Funds	0	0	48,325	0	0

Special Revenue Funds
Governmental Designated Purpose Grants

**Summary Statement Governmental Designated
Purpose Grants (22)**

	2019-20 Actual	2020-21 Actual	2021-22 Actual	2022-23 Anticipated	2023-24 Presented Budget
Expelled and At-Risk Student Services Grant	217,372	151,796	22,816	332,229	300,000
Fuel Up To Play	27,056	10,206	0	0	32
GEER II RISE Grant	0	0	0	75,000	75,000
geer ii Bright Spot Grant	0	0	0	100,000	100,000
Gifted & Talented	178,137	161,793	310,462	214,006	225,000
Gifted & Talented Regional Grant	46,213	39,762	82,410	88,764	65,000
Gifted & Talented Universal Screening Grant	35,700	36,368	38,277	40,345	40,000
Grand Junction Commission on Arts & Culture	0	0	0	2,057	1,293
Great Outdoors Colorado	125,176	20,359	9,465	227,340	23,022
HB 19-1055 Kindergarten FFE	117,216	64,943	0	0	361,187
Head Start	32,114	42,320	37,167	35,000	80,000
Help Colorado Now Emergency Meals	24,782	218	0	0	0
Library Services & Technology Act ARPA	0	0	12,923	12,923	0
Local Induction Fund	0	0	0	2,327	4,500
Local STEM Fund	0	0	500	500	5,600
Medicaid	3,278,845	3,799,414	3,465,558	3,920,162	8,349,017
Mesa County ESF Grant Program	28,025	65,000	1,868	825	0
MCHD Sources of Strength	0	454	0	0	4,991
Mesa County Suicide Prevention	0	0	0	0	1,000
MCPL Foundation	0	1,120	0	0	3,880
Migrant Education	535,196	533,964	599,102	771,345	1,163,959
Migrant Scholarship & Local Funds	534	500	621	567	3,036
Multi-Tiered System of Supports	18,333	34,839	9,723	0	0
New Emerson Playground Fund	0	0	0	12,276	0
Nisley Playground Fund	21,708	0	0	0	0
Nutrition P-EBT Mini Grant	0	0	5,814	5,950	0
Nutrition Private Donations	0	0	0	0	2,394
Office of Economic Development	0	0	0	13,600	0
OWL Scholarship Fund	0	0	0	0	3,444
Pat & Tillie Bishop Fund	0	0	0	100,000	100,000
Reschool Program	0	0	4,940	0	0
School Climate Transformation	58,554	77,937	181,025	89,710	13,233
School Health Professional Program	529,291	30,649	618	0	0
School Health Professional-MGMS	79,581	57,250	70,570	65,000	0
School Security Disbursement Grant	178,099	25,667	0	0	0
School to Work Alliance	464,693	553,760	643,770	683,170	724,824
SCL Health	0	0	17,399	36,838	24,000
Share Our Strength No Kid Hungry	0	10,000	0	0	0
Special Ed - Preschool Grants	146,393	139,396	135,218	217,855	303,700
Special Ed - Preschool Grants/American Rescue Plan Act of 2021 (ARP)	0	0	2,609	65,109	15,000
Special Education	4,675,037	4,139,835	3,981,370	3,995,564	6,434,998
Special Education/American Rescue Plan Act of 2021 (ARP)	0	0	382,451	588,369	18,000
Special Education Part C	9,559	0	0	0	0
Special Purpose Grant Funds	0	0	0	0	400,000
State Alcohol Prevention Program	0	0	0	0	1,000
State School Leadership Pilot Program	0	2,997	0	0	0

Special Revenue Funds
Governmental Designated Purpose Grants

**Summary Statement Governmental Designated
Purpose Grants (22)**

	2019-20 Actual	2020-21 Actual	2021-22 Actual	2022-23 Anticipated	2023-24 Presented Budget
Student Re-Engagement Program	258,615	218,628	272,583	164,957	0
Title I	4,398,481	5,766,454	5,547,222	5,917,671	5,833,403
Title I Distinguished Schools	0	745	207	0	0
Title II, Part A, Improving Teacher Quality	659,664	586,825	944,172	770,400	942,097
Title III, Part A: ELL	42,789	41,005	83,289	80,000	76,861
Title IV-A: Student Support and Academic Enrichment Grant	281,734	275,258	380,830	335,994	496,259
Title 1A ESSA AEC Grant	315	0	0	0	0
Title IA EASI Grant	54,224	73,061	95,665	80,000	0
Title IA EASi Grant Round 2	0	23,000	0	0	0
Title IA EASI Grant Cohort 6	0	0	0	222,000	500,000
Tony Gramscas Youth Services Program	108,688	0	0	0	0
Tope Playground Fund	4,000	0	0	0	0
Trust for Public Lands	0	0	20,000	20,000	0
Vocational Ed/Tech Prep/Innovation	185,666	226,804	186,889	283,120	220,000
Wells Fargo	0	0	0	0	2,942
Western Colorado Community Foundation	88,853	28,515	179,493	196,124	85,226
Western Colorado Contractors Association	0	0	798	0	0
Western Colorado Suicide Prevention	0	942	9,268	633	3,848
Wilson Family Foundation	8,480	21,391	9,772	12,131	16,876
Workforce Innovation Grant CSLFRF	0	0	97,969	98,000	49,000
Total Expenditure	\$26,002,309	\$49,190,986	\$37,662,183	\$42,718,186	\$52,404,910

Physical Activities

This fund accounts for most of the revenue and expenditures associated with athletic programs in the four high schools. Actual costs for student athletics and activities are split between two different funds. The General Fund covers salaries and benefits for coaches, activity sponsors, and athletic directors, as well as such indirect costs as maintaining athletic fields, utilities for athletic facilities, and supplies. Revenue from gate receipts and student participation fees are reported in the Physical Activities Fund. District 51 believes that student participation in athletic and activity programs is essential for a well-rounded education. In order to allow as many students as possible to participate, fees need to be kept within reasonable limits. Therefore, District 51 chooses to fund a part of the costs associated with these activities.

Total Expenditure = \$1,001,000
Per Pupil Expenditure = \$51.72



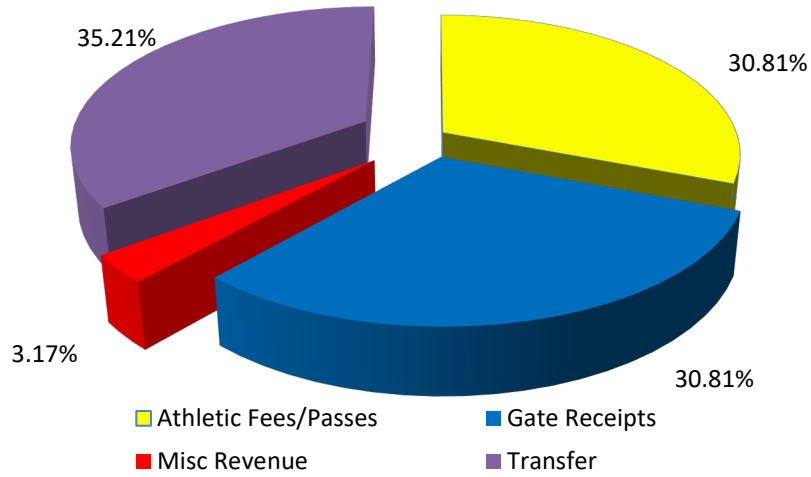
Special Revenue Funds
Physical Activities Fund

Summary Statement Physical Activities (23)

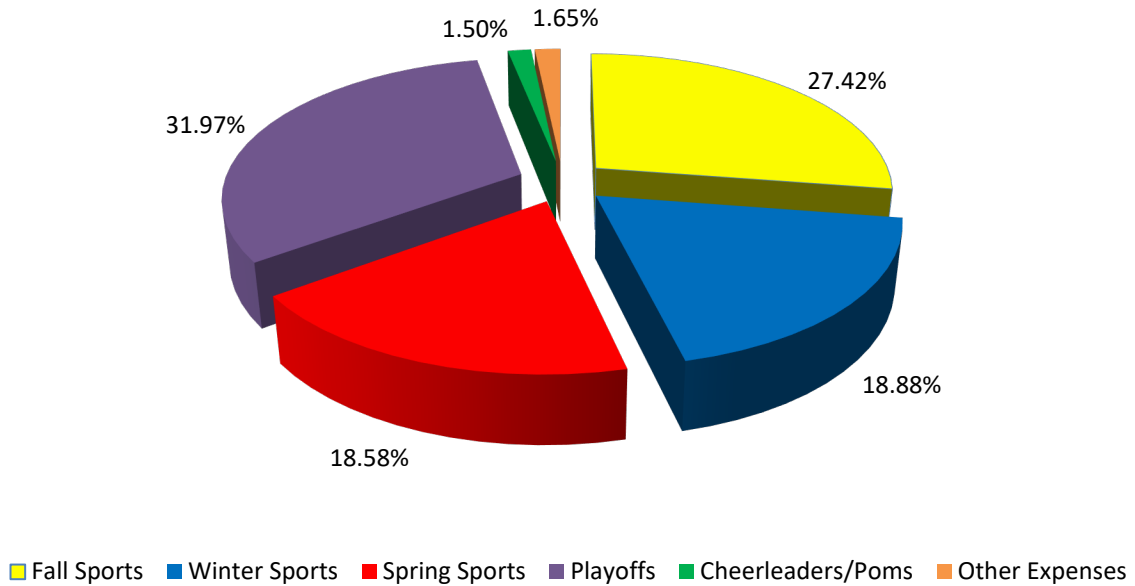
	2019-20 Actual	2020-21 Actual	2021-22 Actual	2022-23 Anticipated	2023-24 Presented Budget
REVENUE:					
Athletic Fees/Passes	\$213,421	\$299,540	\$344,833	\$340,000	\$350,000
Gate Receipts	192,993	127,403	311,084	260,000	350,000
Misc Revenue	3,403	36,947	15,796	36,000	36,000
Total Revenue	\$409,817	\$463,890	\$671,713	\$636,000	\$736,000
EXPENDITURE:					
Playoffs	\$84,832	\$192,153	\$228,727	\$207,000	\$320,000
Basketball, Girls	62,091	33,001	49,671	68,427	55,000
Cheerleader/Poms	10,244	9,939	8,494	17,773	15,000
Golf, Girls	220	2,687	4,516	8,000	8,000
Soccer, Girls	0	7,611	29,836	24,000	26,000
Softball, Girls	38,042	14,024	35,647	42,358	40,000
Swimming, Girls	6,426	2,420	3,806	12,000	12,000
Tennis, Girls	835	1,429	10,620	6,500	8,000
Lacrosse, Girls	160	6,777	23,127	27,000	27,000
Volleyball	55,163	35,006	59,007	67,853	48,000
Wrestling, Girls	0	6,022	9,392	18,873	12,000
Baseball	602	25,960	42,026	40,000	40,000
Basketball, Boys	63,804	34,717	66,145	57,791	55,000
Football	129,856	42,981	137,960	170,807	130,500
Golf, Boys	11,085	5,268	9,562	12,418	8,000
Soccer, Boys	24,522	10,389	25,347	26,555	26,000
Swimming, Boys	0	874	3,256	10,000	10,000
Tennis, Boys	6,883	1,256	7,771	7,862	8,000
Lacrosse, Boys	2,169	10,295	27,417	27,000	27,000
Wrestling, Boys	50,501	28,818	61,368	60,802	55,000
Cross Country	15,981	2,237	12,821	13,706	14,000
Track	0	22,610	50,824	32,000	40,000
Contingency	0	0	0	5,000	5,000
Athletic Director Travel	1,115	1,294	1,370	3,000	3,000
Catastrophic Insurance	0	0	0	7,500	7,500
Scholarships	174	191	191	1,000	1,000
Total Expenditure	\$564,705	\$497,959	\$908,901	\$975,225	\$1,001,000
Excess (Deficiency) of Revenue	(\$154,888)	(\$34,069)	(\$237,188)	(\$339,225)	(\$265,000)
Transfer from General Fund	150,000	200,000	150,000	400,000	400,000
Excess (Deficiency) of Revenue & Transfer	(\$4,888)	\$165,931	(\$87,188)	\$60,775	\$135,000
GAAP Basis Fund Balance (Deficit) at Beginning of Year	25,252	20,364	186,295	99,107	159,882
GAAP Basis Fund Balance (Deficit) at End of Year	\$20,364	\$186,295	\$99,107	\$159,882	\$294,882

Special Revenue Funds
Physical Activities Fund

**2023-2024 Physical Activities
Revenue Summary**



**2023-2024 Physical Activities
Expenditure Summary**



Career Center Grant

This fund was used to account for the use of a donation specified to purchase sites and construct buildings/houses by students in the Career Center program.

The activity has been reclassified to the Capital Projects Fund, effective July 1, 2020.

Total Expenditure = \$0
Per Pupil Expenditure = \$0



Special Revenue Funds
Career Center Grant

Summary Statement Career Center Grant (26)

	2019-20 Actual	2020-21 Actual	2021-22 Actual	2022-23 Anticipated	2023-24 Presented Budget
REVENUE:					
Local/Charitable Donation	\$0	\$0	\$0	\$0	\$0
Sale Proceeds	58,890	0	0	0	0
Interest	221	0	0	0	0
Total Revenue	\$59,111	\$0	\$0	\$0	\$0
EXPENDITURES:					
Construction Costs	\$58,890	\$0	\$0	\$0	\$0
Land Purchase	0	0	0	0	0
Total Expenditure	\$58,890	\$0	\$0	\$0	\$0
Excess (Deficiency) of Revenue	\$221	\$0	\$0	\$0	\$0
BUDGETARY FUND BALANCE:					
Beginning of Year	143,060	0	0	0	0
End of Year	\$143,281	\$0	\$0	\$0	\$0

Effective July 1, 2020 the District reclassified the Career Center fund from Special Revenue fund to Capital Projects fund.

Special Revenue Funds
Beverage Fund

Beverage

The Beverage Fund is a Special Revenue Fund for District 51 that is set up to administer the “Sponsorship Agreement” to be an official sponsor of the District and exclusive supplier of certain types of beverage products sold, dispensed or otherwise made available at District facilities.

An agreement with Coke (Swire Pacific Holding Inc., a Delaware Corporation, Swire Coca-Cola, USA) was awarded December 2008.

Funds received from Coca-Cola will be distributed to schools’ SBA funds per the contract, and the remainder to be spent as designated on projects and staff development opportunities.

Total Expenditure = \$91,650
Per Pupil Expenditure = \$4.74



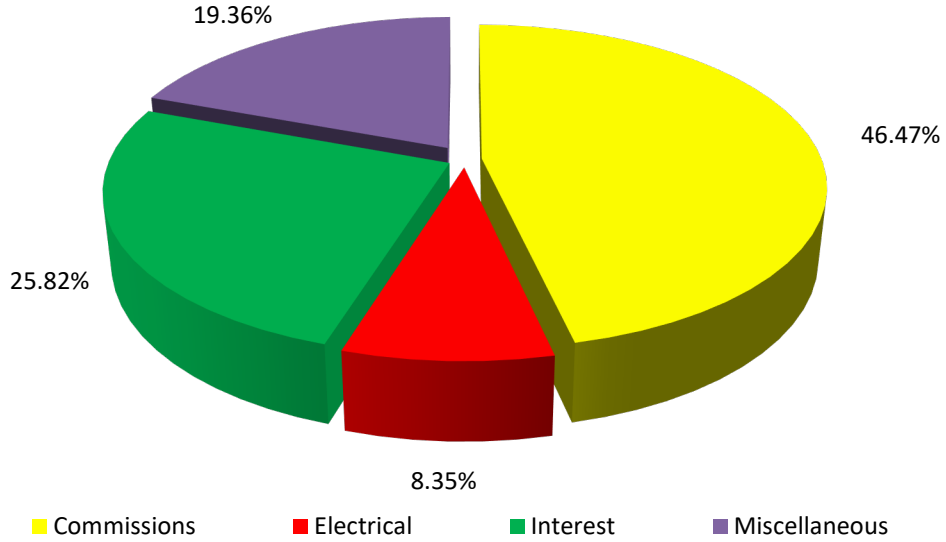
Special Revenue Funds
Beverage Fund

Summary Statement Beverage (27)

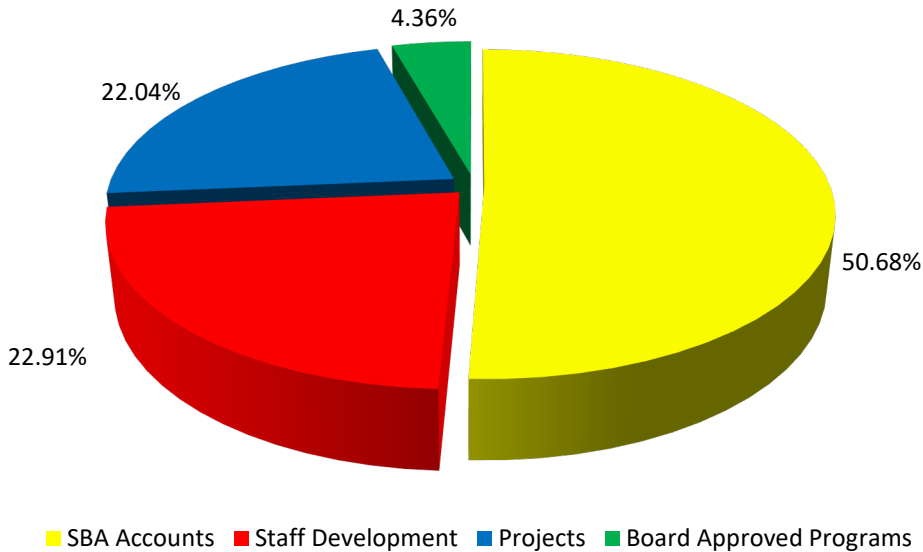
	2019-20 Actual	2020-21 Actual	2021-22 Actual	2022-23 Anticipated	2023-24 Presented Budget
REVENUE:					
Commissions	\$32,522	\$23,220	\$54,670	\$55,000	\$36,000
Electrical	6,720	6,300	6,300	6,468	6,468
Interest	4,370	481	800	20,000	20,000
Miscellaneous	15,000	15,000	0	15,000	15,000
Total Revenue	\$58,612	\$45,001	\$61,770	\$96,468	\$77,468
EXPENDITURE:					
SBA Accounts	\$30,649	\$29,100	\$23,325	\$37,158	\$46,450
Staff Development	256	1,000	2,244	12,000	21,000
Instructional Programs:					
Projects	14,569	10,484	4,937	22,232	20,200
Board Approved Programs	0	0	255	3,000	4,000
Total Expenditure	\$45,474	\$40,584	\$30,761	\$74,390	\$91,650
Excess (Deficiency) of Revenue	\$13,138	\$4,417	\$31,009	\$22,078	(\$14,182)
GAAP Basis Fund Balance (Deficit) at Beginning of Year	261,518	274,656	279,073	310,082	332,160
GAAP Basis Fund Balance (Deficit) at End of Year	\$274,656	\$279,073	\$310,082	\$332,160	\$317,978

Special Revenue Funds
Beverage Fund

2023-2024 Beverage Revenue Summary



2023-2024 Beverage Expenditure Summary



Other Local Projects/Grants

This fund was used to account for locally funded grants/tuition that are designated for a specific purpose.

These activities have been reclassified to the Governmental Designated Purpose Grant fund and Student Body Activities fund, effective July 1, 2020.

Total Expenditure = \$0
Per Pupil Expenditure = \$0



Special Revenue Funds
Other Local Projects/Grants

Summary Statement Other Local Projects/Grants (28)

	2019-20 Actual	2020-21 Actual	2021-22 Actual	2022-23 Anticipated	2023-24 Presented Budget
REVENUE:					
Tuition	\$1,525	\$0	\$0	\$0	\$0
Local Grants	7,311	0	0	0	0
Total Revenue:	\$8,836	\$0	\$0	\$0	\$0
EXPENDITURE:					
Art Heritage Donations	\$7,505	\$0	\$0	\$0	\$0
District Sponsored Seminars	0	0	0	0	0
PULSE Program	0	0	0	0	0
R-5 On-line Classes	10,448	0	0	0	0
Wells Fargo/ILP Grant	0	0	0	0	0
Total Expenditure	\$17,953	\$0	\$0	\$0	\$0
Excess (Deficiency) of Revenue	(\$9,117)	\$0	\$0	\$0	\$0
BUDGETARY FUND BALANCE:					
Beginning of Year	16,695	0	0	0	0
End of Year	\$7,578	\$0	\$0	\$0	\$0

Effective July 1, 2020 the District reclassified the Other Local Projects/Grants fund from Special Revenue fund to Governmental Designated Purpose Grant fund and Student Body Activities fund.

Student Body Activities

The Student Body Activities Fund accounts for a variety of school-based activities. Revenues include Board approved fees, donations, fundraisers, and other miscellaneous revenues collected at the schools. Primary expenditures of the fund include classroom supplies and materials, field trip costs, and costs associated with clubs and other extracurricular activities.

Total Expenditure = \$6,000,000
Per Pupil Expenditure = \$309.99



Special Revenue Funds
Student Body Activities

Summary Statement Student Body Activities (29)

	2019-20 Actual	2020-21 Actual	2021-22 Actual	2022-23 Anticipated	2023-24 Presented Budget
REVENUE:					
Local Revenues - Student Activities	\$0	\$3,743,450	\$4,884,793	\$4,944,179	\$6,000,000
Total Revenue	\$0	\$3,743,450	\$4,884,793	\$4,944,179	\$6,000,000
EXPENDITURE:					
Student Activities	\$0	\$3,717,855	\$4,698,059	\$4,751,849	\$6,000,000
Total Expenditure	\$0	\$3,717,855	\$4,698,059	\$4,751,849	\$6,000,000
Excess (Deficiency) of Revenue	\$0	\$25,595	\$186,734	\$192,330	\$0
GAAP Basis Fund Balance (Deficit) at Beginning of Year	0	2,858,210	2,883,805	3,070,539	3,262,869
GAAP Basis Fund Balance (Deficit) at End of Year	\$0	\$2,883,805	\$3,070,539	\$3,262,869	\$3,262,869

Beginning in fiscal year 2020-21, Governmental Accounting Standards Board (GASB) Statement No. 84 requires that Student Body Activity funds which were previously reported as Trust and Agency Funds, now be reported as Special Revenue Funds.

Bond Redemption

The Bond Redemption Fund is required by state law to provide revenue for repayment of bonded indebtedness which has been approved by the voters. Property taxes are levied each year in an amount sufficient to cover only the required principal and interest payments. These are long term obligations of the school district and by law, monies in this fund cannot be used for any purpose other than to retire voter approved debt.

Colorado Revised Statutes, Section 22-42-104, provides a maximum bonded indebtedness of "twenty percent of the latest valuation for assessment of the taxable property in such district, as certified by the assessor to the board of county commissioners."

This Bond Redemption Fund Budget Summary accounts for the property taxes received and the payment of principal and interest on the district's 1996 General Obligation Bonds, 2004 General Obligation Bonds, and 2018 General Obligation Bonds.

Approved by the voters in November 1996, the 1996 General Obligation Bonds were approved to build two new elementary schools and one middle school, as well as to extend current building capacities.

The 2004 General Obligation Bonds were approved by the voters in November 2004. These bonds were approved to build two elementary schools and an 8/9 school, replace a middle school and an alternative school, and provide maintenance and upgrades to existing sites.

Approved by the voters in November 2017, the 2018 General Obligation Bonds were passed for priority 1 maintenance projects, the replacement of Orchard Mesa Middle School, technology upgrades, a gym at Dual Immersion Academy, an auxiliary gym at Palisade High School, and security features at schools across the district.

In November 2021, voters approved the 2022 General Obligation Bonds for a new Grand Junction High School and the remodel of some existing buildings on the site.

Total Expenditure = \$21,049,013
Per Pupil Expenditure = \$1,087.51



Debt Service Fund
Bond Redemption

Summary Statement Bond Redemption (31)

	2019-20 Actual	2020-21 Actual	2021-22 Actual	2022-23 Anticipated	2023-24 Presented Budget
REVENUE:					
Local Property Taxes	\$17,855,223	\$18,166,796	\$23,146,811	\$22,942,825	\$23,174,571
Delinquent Taxes	8,973	22,836	38,071	6,637	10,000
Total Revenue	\$17,864,196	\$18,189,632	\$23,184,882	\$22,949,462	\$23,184,571
EXPENDITURE:					
Bond Principal:					
2011 Series	\$7,015,000	\$8,435,000	\$9,185,000	\$9,650,000	\$10,000,000
2012 Refinance	1,520,000	390,000	75,000	0	100,000
2018 Series	0	0	0	0	0
2022 Series	0	0	0	0	0
Bond Interest Coupons					
Redeemed:					
2011 Series	\$2,413,087	2,078,275	1,683,700	1,258,750	\$767,500
2012 Refinance	36,188	14,700	9,469	8,625	7,375
2018 Series	6,172,188	6,172,187	6,172,188	6,172,188	6,172,188
2022 Series	0	0	1,382,437	4,001,950	4,001,950
Total Expenditure	\$17,156,463	\$17,090,162	\$18,507,794	\$21,091,513	\$21,049,013
Excess (Deficiency) of Revenue	\$707,733	\$1,099,470	\$4,677,088	\$1,857,949	\$2,135,558
GAAP Basis Fund Balance (Deficit) at Beginning of Year	14,986,280	15,694,013	16,793,483	21,470,571	23,328,520
GAAP Basis Fund Balance (Deficit) at End of Year	\$15,694,013	\$16,793,483	\$21,470,571	\$23,328,520	\$25,464,078
Mill Levy	9.431	9.412	11.028	11.028	11.028
Assessed Value	\$1,903,898,176*	\$1,923,891,560#	\$2,108,830,687@	\$2,101,430,072 ^	\$2,101,430,072 ^

* Certification of Mill Levy December 10, 2019

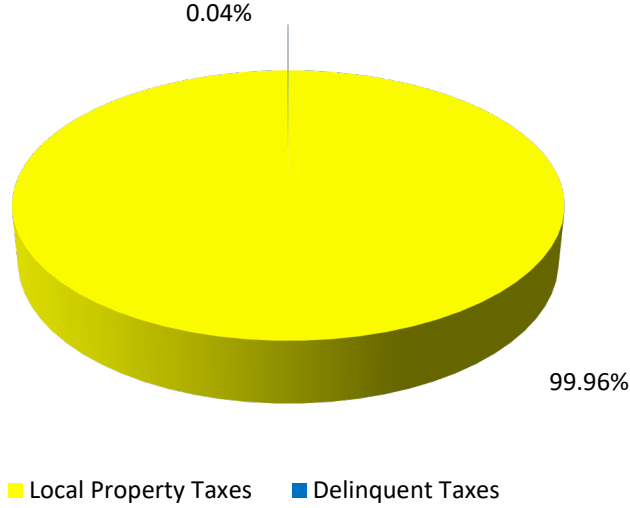
Certification of Mill Levy December 15, 2020

@Certification of Mill Levy December 14, 2021

^ Certification of Mill Levy December 13, 2022

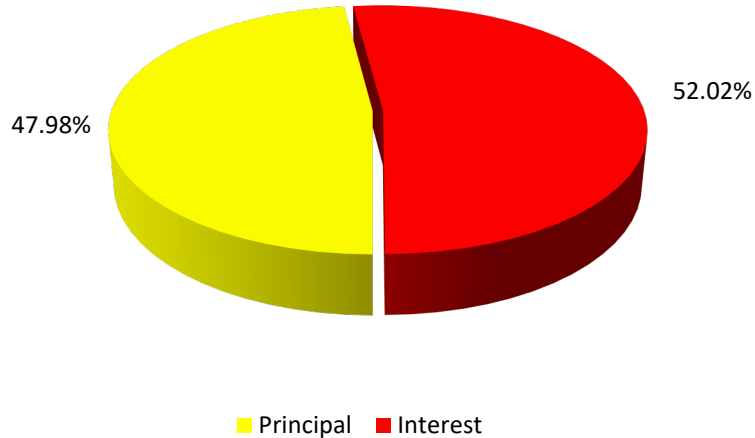
Debt Service Fund
Bond Redemption

2023-2024 Bond Redemption Revenue Summary



Colorado Revised Statute 22-45-103(b) requires that tax levies for bonded indebtedness be recorded in a Bond Redemption fund. The sole revenue in this fund is from property tax receipts. The mill levy for 2023-2024 is 11.028, based on an assessed valuation of \$2,101,430,072.

2023-2024 Bond Redemption Expenditure Summary



The expenditures for this fund in 2023-2024 are the principal and interest payments for the series 2011 bonds remaining principal amount of \$20,350,000, the series 2012 bonds remaining principal amount of \$345,000, the series 2018 bonds remaining principal amount of \$118,500,000, and the series 2022 bonds remaining principal amount of \$95,040,000. See the Debt Service amortization schedules on the following pages.

Debt Service Fund
Bond Redemption

Debt Service Schedule

Combined Schedule

Dates	Principal	Interest	Fiscal
12/1/2017	\$7,980,000.00	\$1,565,618.75	
6/1/3018		\$3,288,487.50	\$12,834,106.25
12/1/2018	\$8,265,000.00	\$4,522,925.00	
6/1/2019		\$4,381,250.00	\$17,169,175.00
12/1/2019	\$8,535,000.00	\$4,381,250.00	
6/1/2020		\$4,240,212.50	\$17,156,462.50
12/1/2020	\$8,825,000.00	\$4,240,212.50	
6/1/2021		\$4,024,950.00	\$17,090,162.50
12/1/2021	\$9,260,000.00	\$4,024,950.00	
6/1/2022		\$5,229,972.22	\$18,514,922.22
12/1/2022	\$9,650,000.00	\$5,841,381.25	
6/1/2023		\$5,600,131.25	\$21,091,512.50
12/1/2023	\$10,100,000.00	\$5,600,131.25	
6/1/2024		\$5,348,881.25	\$21,049,012.50
12/1/2024	\$10,595,000.00	\$5,348,881.25	
6/1/2025		\$5,087,068.75	\$21,030,950.00
12/01/2025	\$8,255,000.00	\$5,087,068.75	
6/1/2026		\$4,880,693.75	\$18,222,762.50
12/01/2026	\$8,670,000.00	\$4,880,693.75	
6/1/2027		\$4,663,943.75	\$18,214,637.50
12/01/2027	\$9,105,000.00	\$4,663,943.75	
6/1/2028		\$4,436,318.75	\$18,205,262.50
12/01/2028	\$9,555,000.00	\$4,436,318.75	
6/1/2029		\$4,197,443.75	\$18,188,762.50
12/01/2029	\$10,035,000.00	\$4,197,443.75	
6/1/2030		\$3,946,568.75	\$18,179,012.50
12/01/2030	\$10,535,000.00	\$3,946,568.75	
6/1/2031		\$3,683,193.75	\$18,164,762.50
12/01/2031	\$11,065,000.00	\$3,683,193.75	
6/1/2032		\$3,406,568.75	\$18,154,762.50
12/01/2032	\$11,615,000.00	\$3,406,568.75	
6/1/2033		\$3,104,475.00	\$18,126,043.75
12/01/2033	\$12,220,000.00	\$3,104,475.00	
6/1/2034		\$2,786,643.75	\$18,111,118.75
12/01/2034	\$12,855,000.00	\$2,786,643.75	
6/1/2035		\$2,452,287.50	\$18,093,931.25
12/01/2035	\$13,525,000.00	\$2,452,287.50	
6/1/2036		\$2,099,812.50	\$18,077,100.00
12/01/2036	\$14,230,000.00	\$2,099,812.50	
6/1/2037		\$1,728,737.50	\$18,058,550.00
12/01/2037	\$14,975,000.00	\$1,728,737.50	
6/1/2038		\$1,338,000.00	\$18,041,737.50
12/1/2038	\$15,755,000.00	\$1,338,000.00	
6/1/2039		\$1,022,900.00	\$18,115,900.00
12/1/2039	\$16,385,000.00	\$1,022,900.00	
6/1/2040		\$695,200.00	\$18,103,100.00
12/1/2040	\$17,040,000.00	\$695,200.00	
6/1/2041		\$354,400.00	\$18,089,600.00
12/1/2041	\$17,720,000.00	\$354,400.00	\$18,074,400.00
TOTAL	\$286,750,000.00	\$167,407,747.22	\$454,157,747.22

Debt Service Fund
Bond Redemption

Debt Service Schedule

Series 2022

Dates	Principal	Rate	Interest	Total Principal & Interest
6/1/2022			\$1,389,565.97	\$1,389,565.97
12/1/2022			\$2,000,975.00	
6/1/2023			\$2,000,975.00	\$4,001,950.00
12/1/2023			\$2,000,975.00	
6/1/2024			\$2,000,975.00	\$4,001,950.00
12/1/2024			\$2,000,975.00	
6/1/2025			\$2,000,975.00	\$4,001,950.00
12/1/2025	\$1,590,000.00	5.00%	\$2,000,975.00	
6/1/2026			\$1,961,225.00	\$5,552,200.00
12/1/2026	\$1,675,000.00	5.00%	\$1,961,225.00	
6/1/2027			\$1,919,350.00	\$5,555,575.00
12/1/2027	\$1,760,000.00	5.00%	\$1,919,350.00	
6/1/2028			\$1,875,350.00	\$5,554,700.00
12/1/2028	\$1,845,000.00	5.00%	\$1,875,350.00	
6/1/2029			\$1,829,225.00	\$5,549,575.00
12/1/2029	\$1,935,000.00	5.00%	\$1,829,225.00	
6/1/2030			\$1,780,850.00	\$5,545,075.00
12/1/2030	\$2,030,000.00	5.00%	\$1,780,850.00	
6/1/2031			\$1,730,100.00	\$5,540,950.00
12/1/2031	\$2,135,000.00	5.00%	\$1,730,100.00	
6/1/2032			\$1,676,725.00	\$5,541,825.00
12/1/2032	\$2,240,000.00	5.00%	\$1,676,725.00	
6/1/2033			\$1,620,725.00	\$5,537,450.00
12/1/2033	\$2,355,000.00	5.00%	\$1,620,725.00	
6/1/2034			\$1,561,850.00	\$5,537,575.00
12/1/2034	\$2,470,000.00	5.00%	\$1,561,850.00	
6/1/2035			\$1,500,100.00	\$5,531,950.00
12/1/2035	\$2,595,000.00	4.00%	\$1,500,100.00	
6/1/2036			\$1,448,200.00	\$5,543,300.00
12/1/2036	\$2,700,000.00	4.00%	\$1,448,200.00	
6/1/2037			\$1,394,200.00	\$5,542,400.00
12/1/2037	\$2,810,000.00	4.00%	\$1,394,200.00	
6/1/2038			\$1,338,000.00	\$5,542,200.00
12/1/2038	\$15,755,000.00	4.00%	\$1,338,000.00	
6/1/2039			\$1,022,900.00	\$18,115,900.00
12/1/2039	\$16,385,000.00	4.00%	\$1,022,900.00	
6/1/2040			\$695,200.00	\$18,103,100.00
12/1/2040	\$17,040,000.00	4.00%	\$695,200.00	
6/1/2041			\$354,400.00	\$18,089,600.00
12/1/2041	\$17,720,000.00	4.00%	\$354,400.00	\$18,074,400.00
TOTAL	\$95,040,000.00		\$62,813,190.97	\$157,853,190.97

Debt Service Fund
Bond Redemption

Debt Service Schedule

Series 2018

Dates	Principal	Rate	Interest	Total Principal & Interest
6/1/2018			\$1,851,656.25	\$1,851,656.25
12/01/2018			\$3,086,093.75	
6/1/2019			\$3,086,093.75	\$6,172,187.50
12/01/2019			\$3,086,093.75	
6/1/2020			\$3,086,093.75	\$6,172,187.50
12/01/2020			\$3,086,093.75	
6/1/2021			\$3,086,093.75	\$6,172,187.50
12/01/2021			\$3,086,093.75	
6/1/2022			\$3,086,093.75	\$6,172,187.50
12/01/2022			\$3,086,093.75	
6/1/2023			\$3,086,093.75	\$6,172,187.50
12/01/2023			\$3,086,093.75	
6/1/2024			\$3,086,093.75	\$6,172,187.50
12/01/2024			\$3,086,093.75	
6/1/2025			\$3,086,093.75	\$6,172,187.50
12/01/2025	\$6,665,000.00	5.00%	\$3,086,093.75	
6/1/2026			\$2,919,468.75	\$12,670,562.50
12/01/2026	\$6,995,000.00	5.00%	\$2,919,468.75	
6/1/2027			\$2,744,593.75	\$12,659,062.50
12/01/2027	\$7,345,000.00	5.00%	\$2,744,593.75	
6/1/2028			\$2,560,968.75	\$12,650,562.50
12/01/2028	\$7,710,000.00	5.00%	\$2,560,968.75	
6/1/2029			\$2,368,218.75	\$12,639,187.50
12/01/2029	\$8,100,000.00	5.00%	\$2,368,218.75	
6/1/2030			\$2,165,718.75	\$12,633,937.50
12/01/2030	\$8,505,000.00	5.00%	\$2,165,718.75	
6/1/2031			\$1,953,093.75	\$12,623,812.50
12/01/2031	\$8,930,000.00	5.00%	\$1,953,093.75	
6/1/2032			\$1,729,843.75	\$12,612,937.50
12/01/2032	\$9,375,000.00	5.25%	\$1,729,843.75	
6/1/2033			\$1,483,750.00	\$12,588,593.75
12/01/2033	\$9,865,000.00	5.25%	\$1,483,750.00	
6/1/2034			\$1,224,793.75	\$12,573,543.75
12/01/2034	\$10,385,000.00	5.25%	\$1,224,793.75	
6/1/2035			\$952,187.50	\$12,561,981.25
12/01/2035	\$10,930,000.00	5.50%	\$952,187.50	
6/1/2036			\$651,612.50	\$12,533,800.00
12/01/2036	\$11,530,000.00	5.50%	\$651,612.50	
6/1/2037			\$334,537.50	\$12,516,150.00
12/01/2037	\$12,165,000.00	5.50%	\$334,537.50	\$12,499,537.50
TOTAL	\$118,500,000.00		\$90,320,637.50	\$208,820,637.50

Debt Service Fund
Bond Redemption

Debt Service Schedule

Series 2012

Dates	Principal	Rate	Interest	Total Principal & Interest
12/1/2017	\$155,000.00	4.00%	\$40,243.75	\$232,387.50
6/1/3018			\$37,143.75	
12/1/2018	\$525,000.00	4.00%	\$37,143.75	\$588,787.50
6/1/2019			\$26,643.75	
12/1/2019	\$1,520,000.00	2.25%	\$26,643.75	\$1,556,187.50
6/1/2020			\$9,543.75	
12/1/2020	\$390,000.00	2.25%	\$9,543.75	\$404,700.00
6/1/2021			\$5,156.25	
12/1/2021	\$75,000.00	2.25%	\$5,156.25	\$84,468.75
6/1/2022			\$4,312.50	
12/1/2022	\$0.00		\$4,312.50	\$8,625.00
6/1/2023			\$4,312.50	
12/1/2023	\$100,000.00	2.50%	\$4,312.50	\$107,375.00
6/1/2024			\$3,062.50	
12/1/2024	\$245,000.00	2.50%	\$3,062.50	\$248,062.50
6/1/2025				
TOTAL	\$3,010,000.00		\$220,593.75	\$3,230,593.75

Debt Service Fund
Bond Redemption

Debt Service Schedule

Series 2011

Dates	Principal	Rate	Principal	Rate	Principal	Rate	Interest	Total Principal & Interest
12/1/2017	\$6,325,000.00	3.50%	\$1,500,000.00	2.00%			\$1,525,375.00	\$10,750,062.50
6/1/2018							\$1,399,687.50	
12/1/2018	\$5,040,000.00	4.00%	\$2,700,000.00	2.25%			\$1,399,687.50	\$10,408,200.00
6/1/2019							\$1,268,512.50	
12/1/2019	\$3,000,000.00	5.00%	\$3,015,000.00	2.50%	\$1,000,000.00	2.25%	\$1,268,512.50	\$9,428,087.50
6/1/2020							\$1,144,575.00	
12/1/2020	\$8,435,000.00	5.00%					\$1,144,575.00	\$10,513,275.00
6/1/2021							\$933,700.00	
12/1/2021	\$9,185,000.00	4.00%					\$933,700.00	\$10,868,700.00
6/1/2022							\$750,000.00	
12/1/2022	\$9,650,000.00	5.00%					\$750,000.00	\$10,908,750.00
6/1/2023							\$508,750.00	
12/1/2023	\$10,000,000.00	5.00%					\$508,750.00	\$10,767,500.00
6/1/2024							\$258,750.00	
12/1/2024	\$10,350,000.00	5.00%					\$258,750.00	\$10,608,750.00
6/1/2025								
TOTAL	\$61,985,000.00		\$7,215,000.00		\$1,000,000.00		\$14,053,325.00	\$84,253,325.00

Capital Project Funds Building

Building

The Building Fund is used for the construction of new schools and to extend current building capacities.

In fiscal years 2015-16 and 2016-17, this fund was supported by Certificates of Participation (COPs) taken out by the district for the construction of a new R-5 High School/Summit Program building. The construction began in 2015-16, and the new building opened in the 2016-17 school year.

Total Expenditure = \$51,288,365
Per Pupil Expenditure = \$2,649.84



In fiscal years 2017-18 through 2021-22, this fund was used for bond supported projects approved by voters in the November 7, 2017 election, for the following specific purposes:

- Priority 1 maintenance projects across the district
- Replacing Orchard Mesa Middle School
- Technology upgrades
- Installing the first ever gym at Dual Immersion Academy
- Adding an auxiliary gym at Palisade High School
- Adding security features at schools across the district

Additionally, beginning in 2021-22, this fund is being used for the Grand Junction High School replacement approved by voters in the November 8, 2021 election. The project is scheduled to be completed by the end of 2024.

Capital Project Funds
Building

Summary Statement Building (41)

	2019-20 Actual	2020-21 Actual	2021-22 Actual	2022-23 Anticipated	2023-24 Presented Budget
REVENUE:					
Interest Income	\$1,272,573	\$61,653	\$286,121	\$4,700,000	\$4,000,000
Total Revenue	\$1,272,573	\$61,653	\$286,121	\$4,700,000	\$4,000,000
EXPENDITURE:					
Building Construction & Improvements	\$52,267,904	\$7,631,668	\$5,510,049	\$43,994,862	\$51,288,365
Equipment	193,361	7,746,564	77,669	0	0
Other Capital Outlay	117,270	9,819	0	6,189	0
Construction Services	94,801	531,978	3,494,285	3,555,700	0
Total Expenditure	\$52,673,336	\$15,920,029	\$9,082,003	\$47,556,751	\$51,288,365
Excess (Deficiency) of Revenue	(\$51,400,763)	(\$15,858,376)	(\$8,795,882)	(\$42,856,751)	(\$47,288,365)
Sale of Bonds	\$0	\$0	\$95,040,000	\$0	\$0
Premium/Discount	0	0	20,523,499	0	0
Issuance Costs	0	0	(563,499)	0	0
Net Sale of Bonds	\$0	\$0	\$115,000,000	\$0	\$0
Excess (Deficiency) of Revenue	(\$51,400,763)	(\$15,858,376)	\$106,204,118	(\$42,856,751)	(\$47,288,365)
GAAP Basis Fund Balance (Deficit) at Beginning of Year	87,591,407	36,190,644	20,332,268	126,536,386	83,679,635
GAAP Basis Fund Balance (Deficit) at End of Year	\$36,190,644	\$20,332,268	\$126,536,386	\$83,679,635	\$36,391,270

Proceeds from bonds approved by voters in the November 7, 2017 election will be used to build a new Orchard Mesa Middle School, add gyms at Palisade High School and Dual Immersion Academy, and complete priority 1 maintenance projects, technology upgrades, and security features at schools across the District.

Proceeds from bonds approved by voters in the November 8, 2021 election will be used to build a new Grand Junction High School.

Capital Projects

Capital Projects Fund is funded by monies allocated pursuant to the provisions of section 22-54-105(2) CRS transferred from the General Fund. Such revenues may be supplemented by gifts, grants and donations. Per student amount to be transferred is determined each fiscal year. The amount is dependent upon state funding received by the state. Funding is then distributed to the general fund, capital projects and insurance funds.

According to CRS 22-45-103 (I)(c), expenditures from the fund shall be limited to long range capital outlay expenditures and shall be made only for the following purposes:

- Any acquisition of land, improvements, construction of structures or additions to existing structures, and acquisition of equipment and furnishings;
- Alterations and improvements to existing structures;
- Acquisition of a school vehicle, or other equipment;
- Any installment purchase agreements or lease agreements with an option to purchase for a period not to exceed twenty years and any lease agreement without the option to purchase;
 - Any software licensing agreement;
 - Acquisition of computer equipment.

Expenditures from the fund shall be authorized by a resolution adopted by the Board of Education at any regular or special meeting of the Board. The resolution shall specifically set forth the purpose of the expenditure; the estimated total cost of the project; the location of the structure to be constructed, added to, altered, or repaired; a description of any school buses or equipment to be purchased and where such equipment will be installed.

The budget is structured to provide authorization for expenditure of all possible funds which may be available. This includes possible balances that remain from previous projects, estimated carryover funds from the preceding year, and new revenue for the budget year. Any balance remaining upon completion of any authorized project may be encumbered for future projects which are authorized as provided in C.R.S., Section 22-45-103(c).

Total Expenditure = \$8,312,059
Per Pupil Expenditure = \$429.45



Capital Project Funds
Capital Projects

Summary Statement Capital Projects Fund (43)

	2019-20 Actual	2020-21 Actual	2021-22 Actual	2022-23 Anticipated	2023-24 Presented Budget
REVENUE:					
Interest on Investments	\$158,138	\$25,597	\$35,413	\$716,466	\$900,000
Charter School Lease Payments (COP's)	861,987	707,544	709,345	704,825	705,200
COP Refunding Proceeds	0	6,085,000	0	0	0
Sale of Property	423,475	0	915,095	0	0
Other Local Revenue	77,439	1,495,502	714,661	2,861,960	535,742
Capital/Right of Use Leases	363,660	20,265	3,091,814	2,264,216	2,200,000
Total Revenue	\$1,884,699	\$8,333,908	\$5,466,328	\$6,547,467	\$4,340,942
EXPENDITURE:					
Ground Improvement/Land	\$239,360	\$88,832	\$327,716	\$43,945	\$125,000
Buildings	1,069,501	571,130	1,229,088	704,033	1,200,000
Equipment	1,171,776	170,798	40,649	2,398,875	1,190,215
Capital/Right of Use Leases	0	0	3,091,814	2,264,216	2,200,000
Other Capital Outlay	64,193	194,024	128,893	408,436	1,228,511
Subtotal	\$2,544,830	\$1,024,784	\$4,818,160	\$5,819,505	\$5,943,726
CHARTER SCHOOL DEBT SERVICE:					
COP Professional Services	\$0	\$0	\$2,500	\$2,500	\$2,500
COP Financing Principal	235,000	255,000	270,000	285,000	300,000
COP Financing Interest	456,575	444,325	431,200	417,325	402,700
Subtotal	\$691,575	\$699,325	\$703,700	\$704,825	\$705,200
DISTRICT DEBT SERVICE:					
Lease Financing	\$147,967	\$226,624	\$1,670,223	\$2,212,672	\$1,154,225
COP Professional Services	2,500	2,500	2,500	2,500	2,500
COP Refunding Issuance Costs	0	90,000	0	0	0
COP Financing Principal/Refunding	290,000	6,295,000	0	375,000	380,000
COP Financing Interest	240,519	200,144	139,346	135,053	126,408
Subtotal	\$680,986	\$6,814,268	\$1,812,069	\$2,725,225	\$1,663,133
Total Expenditure	\$3,917,391	\$8,538,377	\$7,333,929	\$9,249,555	\$8,312,059
Excess (Deficiency) of Revenue	(\$2,032,692)	(\$204,469)	(\$1,867,601)	(\$2,702,088)	(\$3,971,117)
Transfer from General Fund	2,375,970	2,375,970	2,375,970	2,275,970	2,275,970
Excess (Deficiency) of Revenue & Transfer	\$343,278	\$2,171,501	\$508,369	(\$426,118)	(\$1,695,147)
GAAP Basis Fund Balance (Deficit) at Beginning of Year	12,870,034	13,213,312	15,384,813	15,893,182	15,467,064
GAAP Basis Fund Balance (Deficit) at End of Year	\$13,213,312	\$15,384,813	\$15,893,182	\$15,467,064	\$13,771,917
Reserves/Designations:					
Restricted: TABOR Emergency Reserve	(6,666,421)	(6,388,489)	(6,227,336)	(6,794,024)	(7,449,647)
Assigned Fund Balance	\$6,546,891	\$8,996,324	\$9,665,846	\$8,673,040	\$6,322,270

2022-23 Re-Adopted Budget

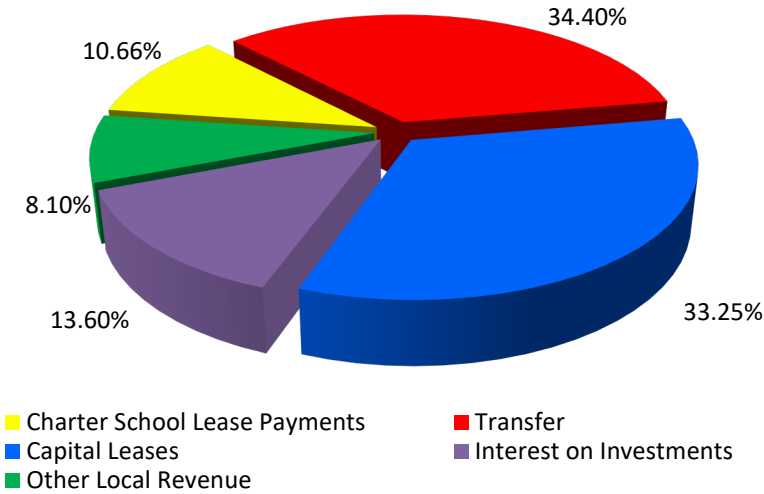
Transfer: \$186.06 X 20,294.64 to Capital Projects/Insurance Reserve	
Capital Projects	\$2,275,970
Insurance Reserve	1,500,000
	<u>\$3,775,970</u>

2023-24 Presented Budget

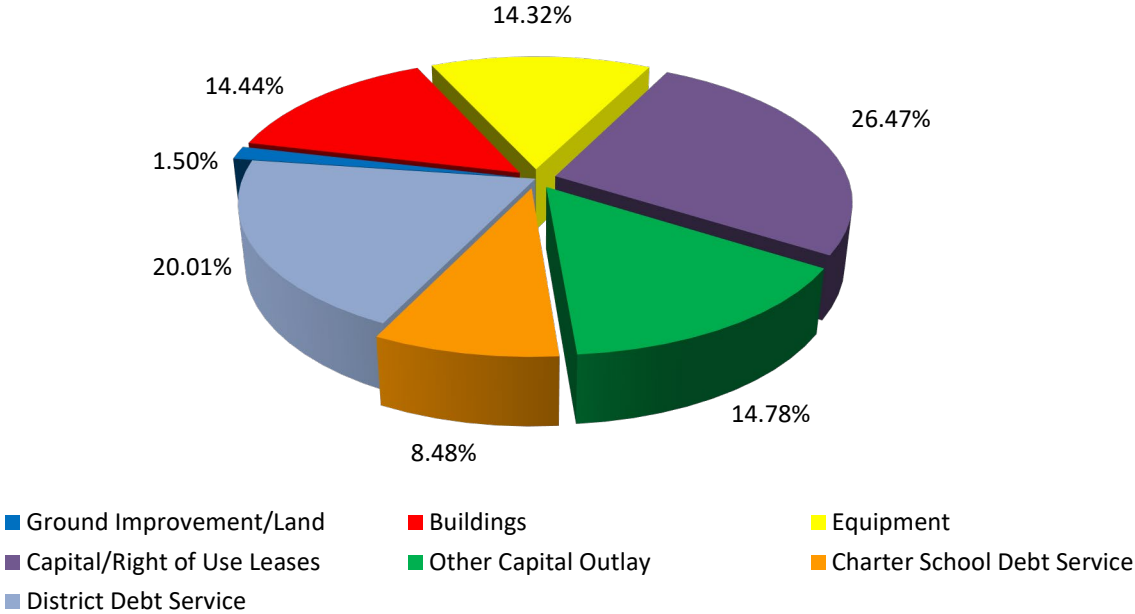
Transfer: \$195.09 X 19,355.24 to Capital Projects/Insurance Reserve	
Capital Projects	\$2,275,970
Insurance Reserve	1,500,000
	<u>\$3,775,970</u>

Capital Project Funds
Capital Projects

2023-2024 Capital Projects Revenue Summary



2023-2024 Capital Projects Expenditure Summary



Capital Project Funds
Capital Project

Capital Projects 2023-2024

Request	2022-23 Re-Adopted Projects	2023-24 Presented Projects	Net Change
Computer Lease	\$1,940,572	\$894,989	(\$1,045,583)
R-5/Summit Building COP Payment	512,553	508,908	(3,645)
Compass Office Space Lease for Hawthorne Replacement	154,826	154,826	0
CMU Lease for Truancy and Expulsion Programs	38,616	25,752	(12,864)
Activity Vehicles Lease	78,658	78,658	0
Subtotal District Contract/Lease	\$2,725,225	\$1,663,133	(\$1,062,092)
Juniper Ridge COP Payment	\$498,900	\$499,150	\$250
Mesa Valley Community School COP Payment	205,925	206,050	125
Subtotal Charter School Contract/Lease	\$704,825	\$705,200	\$375
Support Services - Operations/Finance	\$40,000	\$40,000	\$0
Support Services - Master Plan Update (One-Time Expense)	0	800,000	800,000
Site Leadership - School Capital Funds	30,000	30,000	0
Athletics	120,000	120,000	0
Technology Services - Salaries/Benefits	217,879	183,523	(34,356)
Technology Services - Projects	2,100,215	680,215	(1,420,000)
Maintenance - Salaries/Benefits	223,580	244,988	21,408
Maintenance	1,200,000	1,200,000	0
Music	35,000	35,000	0
Purchasing	25,000	25,000	0
Purchasing - Forklift for Textbook Warehouse (One-Time Expense)	0	35,000	35,000
Special Ed	25,000	25,000	0
Grounds - Irrigation	50,000	50,000	0
Grounds - Blacktop	75,000	75,000	0
Transportation - Vehicles	200,000	200,000	0
Capital/Right of Use Leases	2,200,000	2,200,000	0
Subtotal Other	\$6,541,674	\$5,943,726	(\$597,948)
Grand Total	\$9,971,724	\$8,312,059	(\$1,659,665)

Capital projects adopted in a fiscal year are expected to be completed in that same fiscal year.

Building - Juniper Ridge Community School

This Building Fund is used for the construction of new schools and expansions to current building capacities, specifically for projects at Juniper Ridge Community School.

In 2018, Certificates of Participation (COP's) were taken out on behalf of Juniper Ridge Community School. The proceeds from these COP's were used to build a new school for Juniper Ridge.

Juniper Ridge, a charter school of District 51, will be responsible for repaying the COP's. Debt service for the COP's is kept in the Capital Projects Fund.

Total Expenditure = \$0
Per Pupil Expenditure = \$0



Capital Project Funds
Building - Juniper Ridge Community School

Summary Statement Building - Juniper Ridge (44)

	2019-20 Actual	2020-21 Actual	2021-22 Actual	2022-23 Actual	2023-24 Presented Budget
REVENUE:					
Interest on Investments	\$39,078	\$34	\$0	\$0	\$0
Total Revenue	\$39,078	\$34	\$0	\$0	\$0
EXPENDITURE:					
Building Construction & Improvements	\$2,940,329	\$0	\$0	\$0	\$0
Equipment	79,475	0	0	0	0
Other Capital Outlay	179,142	0	0	0	0
Construction Services	156,479	35,500	0	0	0
Total Expenditure	\$3,355,425	\$35,500	\$0	\$0	\$0
Excess (Deficiency) of Revenue	(\$3,316,347)	(\$35,466)	\$0	\$0	\$0
Certificates of Participation	\$0	\$0	\$0	\$0	\$0
Premium/Discount	0	0	0	0	0
Issuance Costs	0	0	0	0	0
Net Sale of Certificates of Participation	\$0	\$0	\$0	\$0	\$0
Excess (Deficiency) of Revenue	(\$3,316,347)	(\$35,466)	\$0	\$0	\$0
GAAP Basis Fund Balance (Deficit) at Beginning of Year	3,351,813	35,466	0	0	0
GAAP Basis Fund Balance (Deficit) at End of Year	\$35,466	\$0	\$0	\$0	\$0

Note: COP's taken out on behalf of Juniper Ridge Charter School to build a new school building.

Medical Insurance

On November 11, 2003, the Board of Education approved the option to move to self-funding for employees' medical coverage. This health benefit plan for employees became effective January 1, 2004.

Self-funded plans are health plans developed and managed by the school district. The district uses a third-party administrator to support the plan. Under the self-insured arrangement, the district chooses to retain the risk rather than pass it on to an insurance company or Health Management Organization (HMO). Both the employee and employer may make monetary contributions to fund the plan, as with a traditional health insurance program.

In order to insure against catastrophic losses, the district purchases "stop loss" insurance.

Total Expenditure = \$22,731,605
Per Pupil Expenditure = \$1,174.44



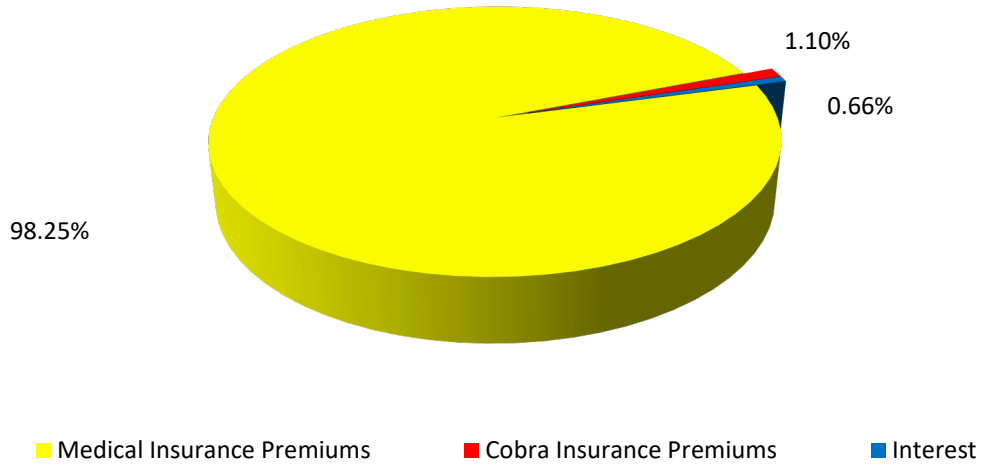
Internal Service Funds
Medical Insurance

Summary Statement Medical Insurance (62)

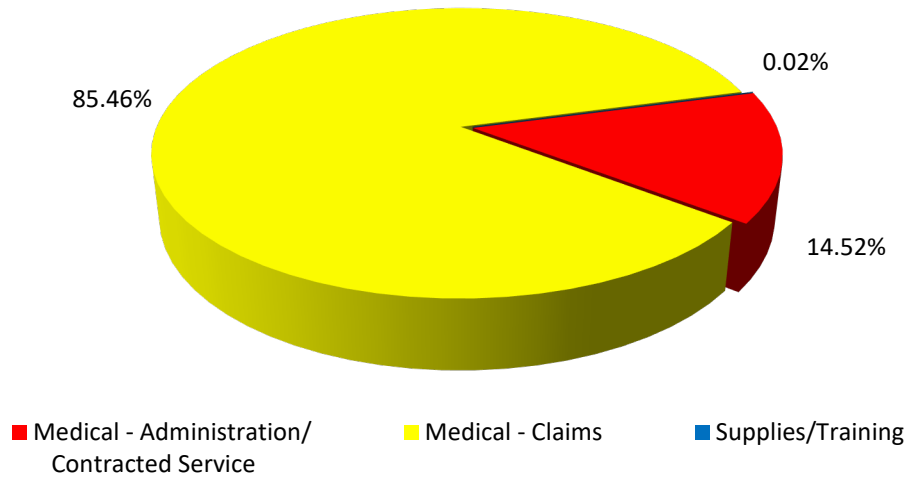
	2019-20 Actual	2020-21 Actual	2021-22 Actual	2022-23 Anticipated	2023-24 Presented Budget
REVENUE:					
Medical Insurance Premiums	\$17,032,349	\$19,092,296	\$22,168,948	\$22,549,931	\$22,397,932
Cobra Insurance Premiums	110,496	195,159	205,791	167,279	250,000
Interest on Investments	25,610	1,639	3,915	96,500	150,000
Total Revenue	\$17,168,455	\$19,289,094	\$22,378,654	\$22,813,710	\$22,797,932
EXPENDITURE:					
Medical - Administration/ Contracted Service	\$3,630,609	\$2,727,243	\$2,421,451	\$3,056,292	\$3,299,900
Medical - Claims	13,836,615	19,244,330	18,021,093	18,661,944	19,426,705
Miscellaneous	146,537	42,810	32,274	11,435	0
Supplies	13,491	0	0	4,000	4,000
Training	469	0	0	1,000	1,000
Total Expenditure	\$17,627,721	\$22,014,383	\$20,474,818	\$21,734,671	\$22,731,605
Excess (Deficiency) of Revenue	(\$459,266)	(\$2,725,289)	\$1,903,836	\$1,079,039	\$66,327
Transfer from General Fund	1,000,000	0	0	1,500,000	1,500,000
Excess (Deficiency) of Revenue & Transfer	\$540,734	(\$2,725,289)	\$1,903,836	\$2,579,039	\$1,566,327
GAAP Basis Fund Balance (Deficit) at Beginning of Year	2,937,118	3,477,852	752,563	2,656,399	5,235,438
GAAP Basis Fund Balance (Deficit) at End of Year	\$3,477,852	\$752,563	\$2,656,399	\$5,235,438	\$6,801,765

Internal Service Funds
Medical Insurance

2023-2024 Medical Insurance Revenue Summary



2023-2024 Medical Insurance Expenditure Summary



Dental Insurance

The Dental Insurance Fund accounts for the self-insured payment of dental expenses for District 51 employees. Premiums are recorded in this fund and used to pay the dental expenses incurred by covered employees.

Total Expenditure = \$1,355,125
Per Pupil Expenditure = \$70.01



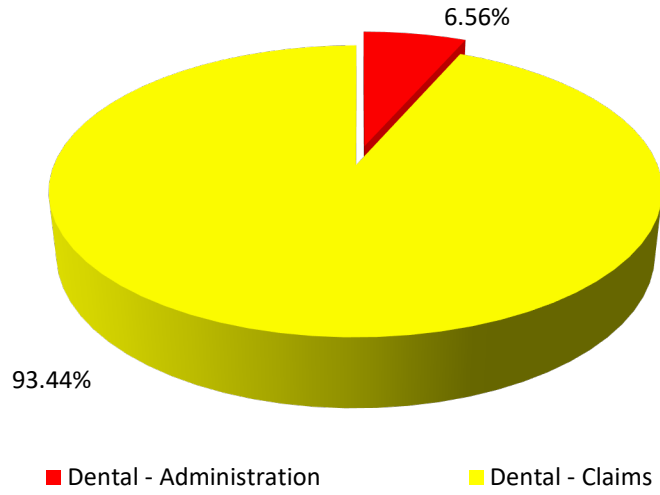
Internal Service Funds
Dental Insurance

Summary Statement Dental Insurance (63)

	2019-20 Actual	2020-21 Actual	2021-22 Actual	2022-23 Anticipated	2023-24 Presented Budget
REVENUE:					
Premiums/Contributions	\$1,275,037	\$1,295,939	\$1,273,876	\$1,206,484	\$1,360,024
Total Revenue	\$1,275,037	\$1,295,939	\$1,273,876	\$1,206,484	\$1,360,024
EXPENDITURE:					
Dental - Administration	\$92,039	\$130,782	\$91,202	\$88,246	\$88,839
Dental - Claims	1,065,098	1,203,064	1,086,797	1,088,219	1,266,286
Dental - Overfunding Payments	0	941,017	0	0	0
Total Expenditure	\$1,157,137	\$2,274,863	\$1,177,999	\$1,176,465	\$1,355,125
Excess (Deficiency) of Revenue	\$117,900	(\$978,924)	\$95,877	\$30,019	\$4,899
GAAP Basis Fund Balance (Deficit) at Beginning of Year	1,161,225	1,279,125	300,201	396,078	426,097
GAAP Basis Fund Balance (Deficit) at End of Year	\$1,279,125	\$300,201	\$396,078	\$426,097	\$430,996

Internal Service Funds
Dental Insurance

2023-2024 Dental Insurance Expenditure Summary



Insurance

Colorado Revised Statutes, Section 22-45-103, allows school districts to maintain a fund created solely for the management of risk related activities. The Insurance Fund is funded by a transfer from the General Fund. Activities for this fund include:

- Pure self-insurance needs for property, liability, and workers compensation
- Aggregate contributions for organized and licensed pool participation
- Accumulation of funds to meet future self-insurance needs
- Insurance premiums paid to commercial insurance firms
- Staff wellness programs
- School safety and security

Coverage for property and liability is through membership in the Colorado School Districts Self Insurance Pool. Participation in pools and associations help keep costs to the district as low as possible.

Total Expenditure = \$4,045,959
Per Pupil Expenditure = \$209.04



Internal Service Funds
Insurance

Summary Statement Insurance (64)

	2019-20 Actual	2020-21 Actual	2021-22 Actual	2022-23 Anticipated	2023-24 Presented Budget
REVENUE:					
Interest on Investments	\$85,879	\$8,826	\$13,497	\$309,585	\$350,000
Insurance Premium-Employee Benefits	1,609,328	1,305,341	943,847	1,029,737	1,385,000
Miscellaneous	8,139	11,643	36,341	30,451	12,000
Total Revenue	\$1,703,346	\$1,325,810	\$993,685	\$1,369,773	\$1,747,000
EXPENDITURE:					
Salaries and Benefits	\$847,229	\$766,492	\$898,090	\$1,065,801	\$1,238,348
Workers' Compensation	1,277,875	16,336	851,429	1,028,479	1,200,000
Insurance Premiums/Bonds	711,821	1,029,743	915,994	1,033,897	1,261,611
Uninsured Losses/Claims	290	435	166	1,000	1,000
Supplies/Other	51,518	85,890	119,244	153,846	190,000
Employee Assistance Program	97,049	78,088	94,689	110,748	150,000
Wellness Program	7,240	282	3,583	5,000	5,000
Total Expenditure	\$2,993,022	\$1,977,266	\$2,883,195	\$3,398,771	\$4,045,959
Excess (Deficiency) of Revenue	(\$1,289,676)	(\$651,456)	(\$1,889,510)	(\$2,028,998)	(\$2,298,959)
Transfer From General Fund	1,500,000	1,500,000	1,500,000	1,500,000	1,500,000
Excess (Deficiency) of Revenue & Transfer	\$210,324	\$848,544	(\$389,510)	(\$528,998)	(\$798,959)
GAAP Basis Fund Balance (Deficit) at Beginning of Year	4,941,928	5,152,252	6,000,796	5,611,286	5,082,288
GAAP Basis Fund Balance (Deficit) at End of Year	\$5,152,252	\$6,000,796	\$5,611,286	\$5,082,288	\$4,283,329

2022-23 Re-Adopted Budget

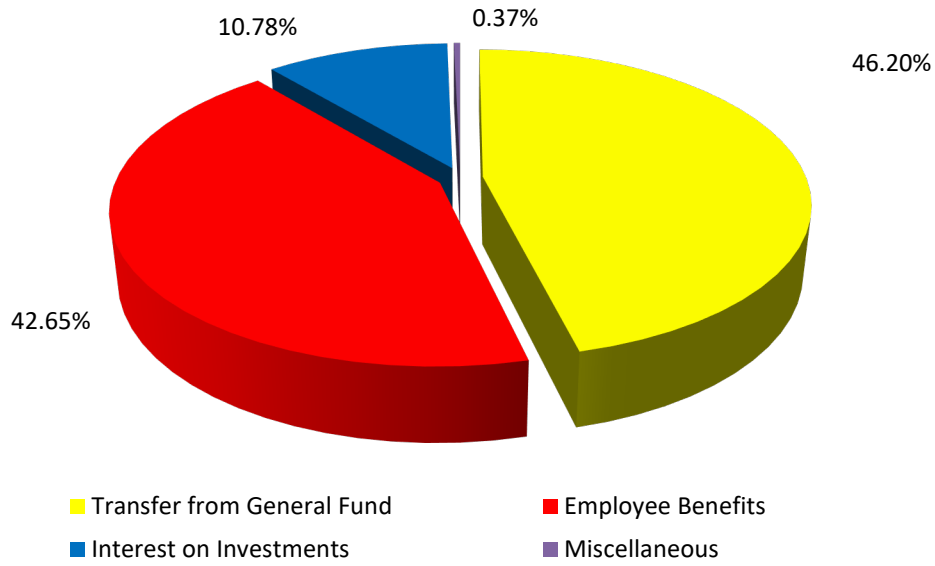
Transfer: \$186.06 X 20,294.64 to Capital Projects/Insurance Reserve	
Capital Projects	\$2,275,970
Insurance Reserve	1,500,000
	<u>\$3,775,970</u>

2023-24 Presented Budget

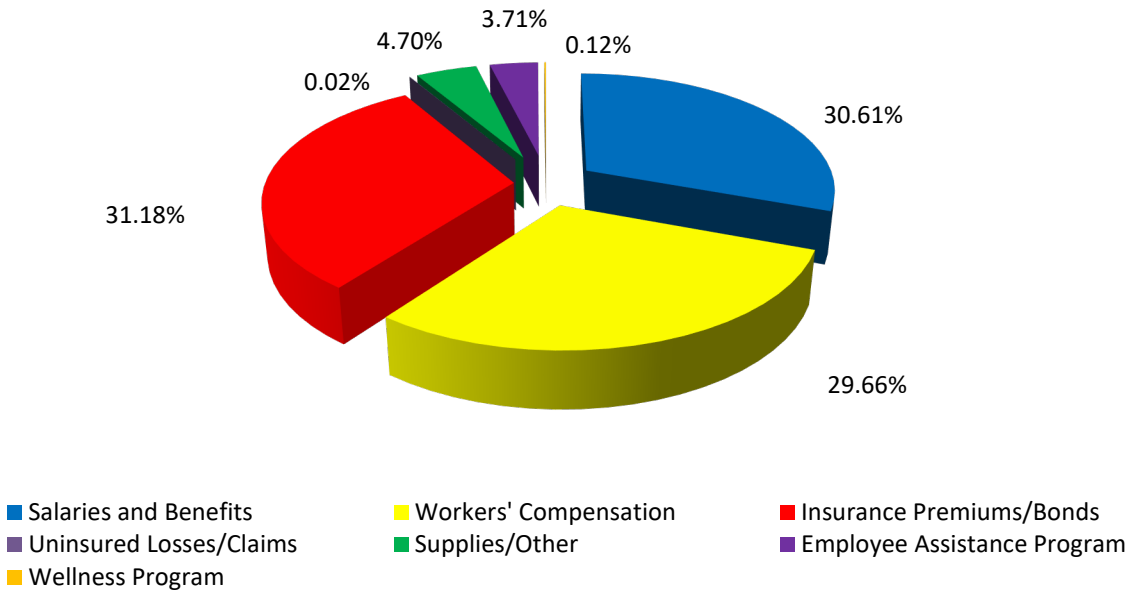
Transfer: \$195.09 X 19,355.24 to Capital Projects/Insurance Reserve	
Capital Projects	\$2,275,970
Insurance Reserve	1,500,000
	<u>\$3,775,970</u>

Internal Service Funds
Insurance

2023-2024 Insurance Revenue Summary



2023-2024 Insurance Expenditure Summary



Amy Frazier - Director of Social, Emotional and Behavior Services

- Mesa County Valley School District 51, Thunder Mountain Elementary School Principal - 2019-present
- Lawton Public Schools, Oklahoma, Director of Elementary and Early Childhood Ed - 2015-2019
- Delta County Schools, Principal- 2011-2015
- Delta County Schools, Assistant Principal- 2006-2011

Ms. Frazier received her Bachelor's Degree in Elementary Teaching English from Colorado Mesa University in 1999 and her Master's Degree in Administrative Leadership and Policy Studies from the University of Colorado, Denver in 2009.

Nikki Johnston - Director of Secondary Curriculum and Professional Learning

- Mesa County Valley School District 51, Mt Garfield Middle School Principal - 2019-present
- Mesa County Valley School District 51, Mt Garfield Middle School Assistant Principal - 2018-2019
- Mesa County Valley School District 51, Fruita Monument High School Assistant Principal - 2012-2018
- Mesa County Valley School District 51, Fruita Monument High School Teacher - 2012-2013
- Mesa County Valley School District 51, Grand Mesa Middle School Teacher - 2011-2012
- Mesa County Valley School District 51, Grand Junction High School Teacher - 2005-2011

Ms. Johnston received her Bachelor's Degree in Biology from Fort Hays State University, Kansas in 1999 and her Master's Degree in Education from MidAmerica Nazarene University, Kansas in 2004.

Sharon Kallus - Site Leadership Director

- Mesa County Valley School District 51, Rim Rock Elementary School Principal - 2014-present
- Mesa County Valley School District 51, Broadway Elementary School Principal - 2005-2014
- Mesa County Valley School District 51, Grand River Academy Principal - 2012-2013
- Mesa County Valley School District 51, Fruita Monument High School Assistant Principal - 2004-2005
- Austin Independent School District, Middle School Assistant Principal - 2001-2004
- Austin Independent School District, School Leadership Academy Intern - 2000-2001
- Austin Independent School District, Math Professional Development Specialist - 1998-2000
- Austin Independent School District, Math Teacher - 1990-1998

Ms. Kallus received her Bachelor's Degree in Secondary Education Math & Language Arts from University of Texas, Austin in 1990, her first Master's Degree in Curriculum and Instruction from the University of Texas, Austin in 2000 and her second Master's Degree in Educational Administration from the University of Texas Austin in 2002.

I hereby certify that the information contained in the above resolution is accurate and was adopted by the Mesa County Valley School District No. 51 Board of Education on May 25, 2023.

*Bridget Story, Assistant Secretary
Board of Education*